

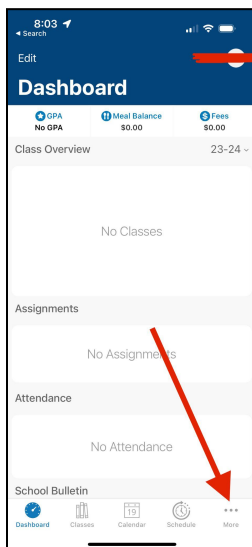
RETURNING STUDENT VERIFICATION

GENERAL MCLANE SCHOOL DISTRICT

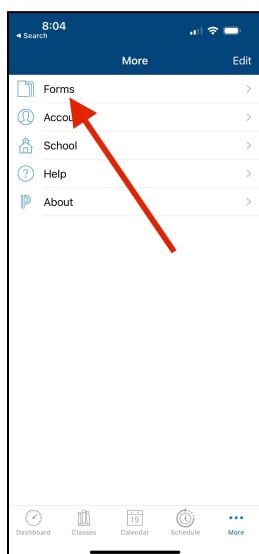
Returning Student Verification forms must be submitted for every General McLane student including students in kindergarten. The forms can be accessed and submitted through the PowerSchool Parent Portal. Information was emailed to all parents on **August 4, 2023** on how to create a PowerSchool Parent Portal account. If you are unable to locate that email and do not have a PowerSchool parent portal, please reach out to the front office of the school in which your child is enrolled.

On a phone:

1. Open the PowerSchool app and sign in.
2. Click on the button in the lower right corner that says, "More."

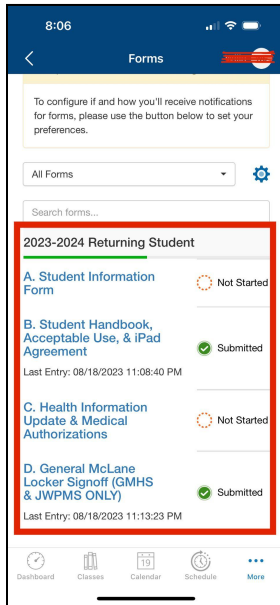


3. Next, click on "Forms."



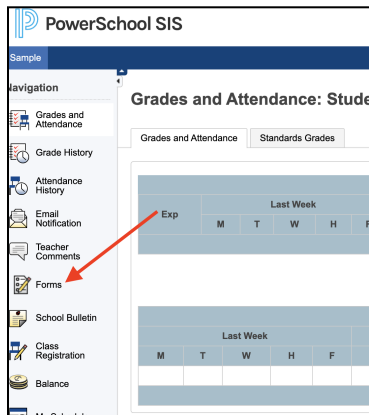
4. There are three forms that must be submitted for every child. They include:
 - a. Student Information form
 - b. Student Handbook, Acceptable Use, & iPad Agreement form
 - c. Health Information Update & Medical Authorization form.

For students in grades 5-12, there is also the General McLane Locker Signoff form.

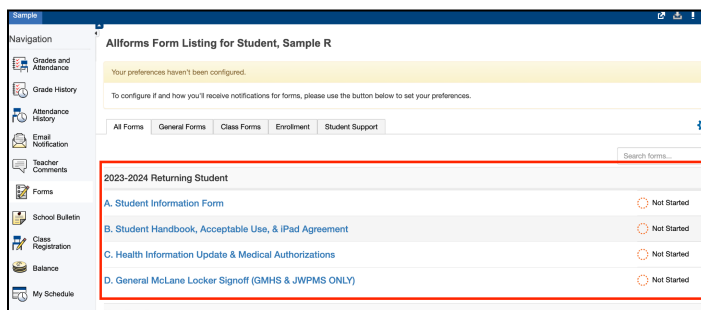


On a computer:

1. Log into your PowerSchool Parent Portal account.
2. Click on “Forms” in the menu along the left side of the screen.



3. Complete the required forms listed under “2023-2024 Returning Student.”



Be sure to complete all of the forms for every child in your household.