

LEA Name : General McLane SD
Address : 11771 Edinboro Rd
Edinboro , PA 16412

County : Erie
AUN Number : 105253903
LEA Type : SD

Annual Financial Report
Accuracy Certification Statement

For Fiscal Year Ending
6/30/2023

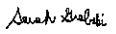
Pennsylvania Department of Education
&
Office of Comptroller Operations

PDE-2056: Intermediate Unit
PDE-2057: School District, AVTS/CTC, Charter School,
and Special Program Jointure

CERTIFICATION: By signing this page I agree that the electronic data submitted is a complete and accurate statement of the financial operations and status of the local education agency for the fiscal year. It has been prepared in accordance with generally accepted accounting principles and established Commonwealth of PA reporting guidelines.


Matthew Lane (Nov 28, 2023 15:28 EST)
Chief School Administrator Signature

11/28/2023
Date


Board Secretary Signature

11/28/2023
Date

Bill Fendya
Contact Person

(814)273-1033 Ext :
Contact Person Telephone Number

williamfendya@generalmclane.org
Contact Person E-mail Address

(814)273-1030
Contact Person Fax Number

Audit Certification
Annual Financial Report:
For Fiscal Year Ending **6/30/2023**
(Pursuant to PA School Code Section 218(b))


LEA Name : General McLane SD
AUN Number : 105253903
County : Erie

Audit Certification Due: 12/31/2023

This certification is applicable to the Annual Financial Report data submitted through the Consolidated Financial Reporting System (CFRS).

CERTIFICATION: By signing this page I agree that the financial statements of the school have been properly audited as noted above pursuant to Article XXIV, and in the auditor's professional opinion, the Annual Financial Report (PDE-2057) submitted through CFRS is materially consistent with the audited financial statements.

Chief School Administrator



Matthew Lane (Nov 28, 2023 14:58 EST)

Signature

11/28/2023

Date

Board Secretary



Signature

11/28/2023

Date

Bill Fendya

Contact Person

williamfendya@generalmclane.org

Contact Person E-mail Address

(814)273-1033 Ext :

Contact Person Telephone Number

(814)273-1030

Contact Person Fax Number

<u>Val Number</u>	<u>Description</u>	<u>Justification</u>
10330	NAG - Fund 10: Data has been entered for line 0413 - Due To Component Units. Identify the Component Unit. NAG 0413, Fund 10: \$6,139.00	General McLane Foundation
20160	NAF: Data has been entered for Discrete Component Units within Column 98. Identify the Component Unit.	General McLane Foundation
30149	Revenue Detail: An amount has been reported in revenue code 6839. Any revenue received or passed through from another PA LEA (Intermediate Units, School Districts, Charter Schools, and Career Technology Centers) should be reported in the most applicable account(s) 6831, 6832, 6833, 6834, 6836, and/or 6838. Please confirm within the justification that no pass through funds from other LEAs are included in 6839. Governmental Fund Revenue, Account 6839: \$10,000.00	Confirmed
30501	Revenue Detail: AFR amount must equal PDE FAI system amount. 7311, AFR Rev Detail: \$673,313.05 7311, PDE FAI System: \$606,422.60	Difference is due to the accrual of a subsidy paid in August.
40820	Data has been entered for function 5310 - Transfers To Component Units. Identify the Component Unit.. Exp detail, Fund 10, 5310-940: \$1,431.90	General McLane Foundation
41162	Expenditure Detail, Salaries (Object 100) and Benefits (Object 200 series): Amounts must be entered for both Salaries and Benefits. Please verify following fund and function codes: Fund 10 Function 2330;	Tax Collector commissions are recorded in Function 2330 with Object 3XX (contracted services) rather than in salaries/wages (i.e. Object 1XX). These payments are processed through payroll and are subject to FICA employment taxes.
42420	Expenditure Detail: Total current year 2700-513 expenditure varies from prior year by 10%. Correct the data or enter a justification. 2700-513, AFR Exp Detail: \$2,481.20 2700-513, PY AFR Amount: \$0.00	OK. District contracted with a parent to transport student to an out-of-district facility.
50160	SOIN: All Governmental Fund General Obligation Bonds must include an amount for Interest Paid during Fiscal Year. Correct data or enter a justification.	Bonds were issued in May of 2023 and no interest was paid before June 30, 2023.

50460	SESS - 2420 Medical Services: SESS Schedule amounts for Special Education vary from prior year by 40% or more. Correct the data or enter a justification.	OK. Immaterial.
-------	---	-----------------

SESS Schedule 2420: \$23.87
 Prior Year SESS Schedule 2420: \$1,062.07

60133	ICR - Since you are requesting an Indirect Cost Rate, you must upload an Organization Chart via the Submit Data/Documents menu link	OK
-------	---	----

60999	ICR - Since you are requesting an Indirect Cost Rate, you must upload the Capitalization Policy via the Submit Data/Documents menu link	OK
-------	---	----

Amounts Expressed in Whole Dollars	<u>General Fund</u> <u>(10)</u>	<u>Student Sponsored</u> <u>Activity Fund</u> <u>(21)</u>	<u>Public Purpose Trust</u> <u>(27)</u>	<u>Other Compt Approved</u> <u>(28)</u>	<u>Athletic / Activity</u> <u>(29)</u>
Assets And Deferred Outflows Of Resources					
Assets					
0100 Cash and Cash Equivalents	18,424,414				
0110 Investments	2,684,330				
0120 Taxes Receivable	955,770				
0130 Due From Other Funds					
0141 Due From Other Governments					
0142 State Revenue Receivable	1,936,325				
0143 Federal Revenue Receivable	3,102,168				
0145 Other Intergovernmental Revenue Receivable					
0146 Due from Primary Government					
0147 Due from Component Unit					
0150 Other Receivables	168,165				
0170 Inventories					
0180 Prepaid Expenses (Expenditures)	4,702				
0190 Other Current Assets					
Total Assets	\$27,275,874				
0910 Deferred Outflows of Resources					
Total Assets And Deferred Outflows Of Resources	\$27,275,874				

Amounts Expressed in Whole Dollars

Total Governmental Funds

Assets And Deferred Outflows Of Resources

Assets	
0100 Cash and Cash Equivalents	25,621,313
0110 Investments	2,684,330
0120 Taxes Receivable	955,770
0130 Due From Other Funds	447,888
0141 Due From Other Governments	
0142 State Revenue Receivable	1,936,325
0143 Federal Revenue Receivable	3,102,168
0145 Other Intergovernmental Revenue Receivable	400,788
0146 Due from Primary Government	
0147 Due from Component Unit	
0150 Other Receivables	168,165
0170 Inventories	
0180 Prepaid Expenses (Expenditures)	13,722
0190 Other Current Assets	
Total Assets	\$35,330,469
0910 Deferred Outflows of Resources	
Total Assets And Deferred Outflows Of Resources	\$35,330,469

Amounts Expressed in Whole Dollars

<u>General Fund</u> <u>(10)</u>	<u>Student Sponsored</u> <u>Activity Fund</u> <u>(21)</u>	<u>Public Purpose Trust</u> <u>(27)</u>	<u>Other Compt Approved</u> <u>(28)</u>	<u>Athletic / Activity</u> <u>(29)</u>
------------------------------------	---	--	--	---

Liabilities And Deferred Inflows Of Resources And Fund Balances

Liabilities

0400 Due to Other Funds	799,325
0411 Due to Other Governments	
0412 Due to Primary Government	
0413 Due to Component Unit	6,139
0420 Accounts Payable	772,585
0430 Contracts Payable	
0440 Current Portion of Long-Term Debt	
0450 Short-Term Payables	
0461 Accrued Salaries and Benefits	3,342,257
0462 Payroll Deductions and Withholding	1,745,238
0480 Unearned Revenues	783,297
0490 Other Current Liabilities	

Total Liabilities **\$7,448,841**

0950 Deferred Inflows of Resources

Fund Balances

0810 Nonspendable Fund Balance	4,702
0820 Restricted Fund Balance	
0830 Committed Fund Balance	9,096,553
0840 Assigned Fund Balance	
0850 Unassigned Fund Balance	10,725,778

Total Fund Balances **\$19,827,033**

Total Liabilities, Deferred Inflows Of Resources And Fund Balances **\$27,275,874**

LEA : 105253903 General McLane SD

Printed 12/8/2023 11:34:19 AM

Amounts Expressed in Whole Dollars	<u>Capital Reserve (690.</u> <u>1850</u> <u>(31)</u>	<u>Capital Reserve (1431)</u> <u>(32)</u>	<u>Other Capital Projects</u> <u>Fund</u> <u>(39)</u>	<u>Debt Service</u> <u>(40)</u>	<u>Permanent</u> <u>(90)</u>
Liabilities And Deferred Inflows Of Resources And Fund Balances					
Liabilities					
0400 Due to Other Funds					
0411 Due to Other Governments					
0412 Due to Primary Government					
0413 Due to Component Unit					
0420 Accounts Payable			2,037		
0430 Contracts Payable					
0440 Current Portion of Long-Term Debt					
0450 Short-Term Payables					
0461 Accrued Salaries and Benefits					
0462 Payroll Deductions and Withholding					
0480 Unearned Revenues					
0490 Other Current Liabilities					
Total Liabilities			\$2,037		
0950 Deferred Inflows of Resources					
Fund Balances					
0810 Nonspendable Fund Balance					
0820 Restricted Fund Balance					
0830 Committed Fund Balance					
0840 Assigned Fund Balance			8,052,558		
0850 Unassigned Fund Balance					
Total Fund Balances			\$8,052,558		
Total Liabilities, Deferred Inflows Of Resources And Fund Balances			\$8,054,595		

Amounts Expressed in Whole Dollars

Total Governmental Funds

Liabilities And Deferred Inflows Of Resources And Fund Balances

Liabilities

0400 Due to Other Funds	799,325
0411 Due to Other Governments	
0412 Due to Primary Government	
0413 Due to Component Unit	6,139
0420 Accounts Payable	774,622
0430 Contracts Payable	
0440 Current Portion of Long-Term Debt	
0450 Short-Term Payables	
0461 Accrued Salaries and Benefits	3,342,257
0462 Payroll Deductions and Withholding	1,745,238
0480 Unearned Revenues	783,297
0490 Other Current Liabilities	

Total Liabilities **\$7,450,878**

0950 Deferred Inflows of Resources

Fund Balances

0810 Nonspendable Fund Balance	4,702
0820 Restricted Fund Balance	
0830 Committed Fund Balance	9,096,553
0840 Assigned Fund Balance	8,052,558
0850 Unassigned Fund Balance	10,725,778

Total Fund Balances **\$27,879,591**

Total Liabilities, Deferred Inflows Of Resources And Fund Balances **\$35,330,469**

Amounts Expressed in Whole Dollars	<u>General Fund</u> <u>(10)</u>	<u>Student Sponsored</u> <u>Activity Fund</u> <u>(21)</u>	<u>Public Purpose Trust</u> <u>(27)</u>	<u>Other Compt Approved</u> <u>(28)</u>	<u>Athletic / Activity</u> <u>(29)</u>
Revenues					
6000 Revenue from Local Sources	16,932,679				
7000 Revenue from State Sources	18,693,847				
8000 Revenue from Federal Sources	4,059,539				
Total Revenues	\$39,686,065				
Expenditures					
1000 Instruction	23,086,974				
2000 Support Services	12,259,717				
3000 Operation of Non-Instructional Services	1,145,783				
4000 Facilities Acquisition, Construction and Improvement Services	3,423,866				
5110 Debt Service					
5130 Refund of Prior Year Revenues / Receipts	4,197				
5140 Leases and Other Right-to-Use Arrangements					
Total Expenditures	\$39,920,537				
Excess (Deficiency) Of Revenues Over Expenditures	(\$234,472)				
Other Financing Sources (Uses)					
9110 Face Value of Bonds Issued	9,570,000				
9120 Proceeds from Refunding of Bonds					
9130 Bond Premiums	424,962				
9200 Proceeds from Extended Term Financing, Leases, and Other Right-to-Use Arrangements					
9300 Interfund Transfers - IN					
9400 Sale of or Compensation for Loss of Fixed Assets	34,404				
9710 Transfers from Component Units					
9720 Transfers from Primary Governments					
9910 Other Financing Sources Not Listed in the 9000 Series					
9990 Insurance Recoveries					
5120 Debt Service – Refunded Bonds					
5150 Bond Discounts					
5200 Interfund Transfers – Out	260,175				
5300 Transfers Out to Component Units/Primary Governments	1,432				
Total Other Financing Sources (Uses)	\$9,767,759				

Amounts Expressed in Whole Dollars	<u>Capital Reserve (690.1850)</u> <u>(31)</u>	<u>Capital Reserve (1431)</u> <u>(32)</u>	<u>Other Capital Projects</u> <u>Fund</u> <u>(39)</u>	<u>Debt Service</u> <u>(40)</u>	<u>Permanent</u> <u>(90)</u>
Revenues					
6000 Revenue from Local Sources			248,136		
7000 Revenue from State Sources					
8000 Revenue from Federal Sources					
Total Revenues			\$248,136		
Expenditures					
1000 Instruction					
2000 Support Services			13,069		
3000 Operation of Non-Instructional Services					
4000 Facilities Acquisition, Construction and Improvement Services			670,286		
5110 Debt Service					
5130 Refund of Prior Year Revenues / Receipts					
5140 Leases and Other Right-to-Use Arrangements					
Total Expenditures			\$683,355		
Excess (Deficiency) Of Revenues Over Expenditures			(\$435,219)		
Other Financing Sources (Uses)					
9110 Face Value of Bonds Issued					
9120 Proceeds from Refunding of Bonds					
9130 Bond Premiums					
9200 Proceeds from Extended Term Financing, Leases, and Other Right-to-Use Arrangements					
9300 Interfund Transfers - IN			260,175		
9400 Sale of or Compensation for Loss of Fixed Assets					
9710 Transfers from Component Units					
9720 Transfers from Primary Governments					
9910 Other Financing Sources Not Listed in the 9000 Series					
9990 Insurance Recoveries					
5120 Debt Service – Refunded Bonds					
5150 Bond Discounts					
5200 Interfund Transfers – Out					
5300 Transfers Out to Component Units/Primary Governments					
Total Other Financing Sources (Uses)			\$260,175		

Amounts Expressed in Whole Dollars	<u>Total Governmental Funds</u>
Revenues	
6000 Revenue from Local Sources	17,180,815
7000 Revenue from State Sources	18,693,847
8000 Revenue from Federal Sources	4,059,539
Total Revenues	\$39,934,201
Expenditures	
1000 Instruction	23,086,974
2000 Support Services	12,272,786
3000 Operation of Non-Instructional Services	1,145,783
4000 Facilities Acquisition, Construction and Improvement Services	4,094,152
5110 Debt Service	
5130 Refund of Prior Year Revenues / Receipts	4,197
5140 Leases and Other Right-to-Use Arrangements	
Total Expenditures	\$40,603,892
Excess (Deficiency) Of Revenues Over Expenditures	(\$669,691)
Other Financing Sources (Uses)	
9110 Face Value of Bonds Issued	9,570,000
9120 Proceeds from Refunding of Bonds	
9130 Bond Premiums	424,962
9200 Proceeds from Extended Term Financing, Leases, and Other Right-to-Use Arrangements	
9300 Interfund Transfers - IN	260,175
9400 Sale of or Compensation for Loss of Fixed Assets	34,404
9710 Transfers from Component Units	
9720 Transfers from Primary Governments	
9910 Other Financing Sources Not Listed in the 9000 Series	
9990 Insurance Recoveries	
5120 Debt Service – Refunded Bonds	
5150 Bond Discounts	
5200 Interfund Transfers – Out	260,175
5300 Transfers Out to Component Units/Primary Governments	1,432
Total Other Financing Sources (Uses)	\$10,027,934

Amounts Expressed in Whole Dollars	<u>General Fund</u> <u>(10)</u>	<u>Student Sponsored</u> <u>Activity Fund</u> <u>(21)</u>	<u>Public Purpose Trust</u> <u>(27)</u>	<u>Other Compt Approved</u> <u>(28)</u>	<u>Athletic / Activity</u> <u>(29)</u>
Special And Extraordinary Items					
9920 Special Items – Gains					
9930 Extraordinary Items – Gains					
5520 Special Items – Losses					
5530 Extraordinary Items – Losses					
Net Change In Fund Balances	\$9,533,287				
Fund Balance					
0001 Fund Balance - Beginning of Fiscal Year	10,293,746				
Fund Balance - End Of Year	\$19,827,033				

Amounts Expressed in Whole Dollars	<u>Capital Reserve (690.</u> <u>1850</u> <u>(31)</u>	<u>Capital Reserve (1431</u> <u>(32)</u>	<u>Other Capital Projects</u> <u>Fund</u> <u>(39)</u>	<u>Debt Service</u> <u>(40)</u>	<u>Permanent</u> <u>(90)</u>
Special And Extraordinary Items					
9920 Special Items – Gains					
9930 Extraordinary Items – Gains					
5520 Special Items – Losses					
5530 Extraordinary Items – Losses					
Net Change In Fund Balances			(\$175,044)		
Fund Balance					
0001 Fund Balance - Beginning of Fiscal Year			8,227,602		
Fund Balance - End Of Year			\$8,052,558		

Amounts Expressed in Whole Dollars	<u>Total Governmental Funds</u>
Special And Extraordinary Items	
9920 Special Items – Gains	
9930 Extraordinary Items – Gains	
5520 Special Items – Losses	
5530 Extraordinary Items – Losses	
Net Change In Fund Balances	\$9,358,243
Fund Balance	
0001 Fund Balance - Beginning of Fiscal Year	18,521,348
Fund Balance - End Of Year	\$27,879,591

Amounts Expressed in Whole Dollars	<u>Food Service</u> <u>(51)</u>	<u>Child Care</u> <u>Operations</u> <u>(52)</u>	<u>Other Enterprise</u> <u>(58)</u>	<u>TOTAL</u>	<u>Internal Service</u> <u>(60)</u>
Assets And Deferred Outflows Of Resources					
Current Assets					
0100 Cash and Cash Equivalents	35,341			35,341	
0110 Investments					
0130 Due From Other Funds	351,437			351,437	
0141 Due From Other Governments					
0142 State Revenue Receivable	3,778			3,778	
0143 Federal Revenue Receivable	19,123			19,123	
0146 Due from Primary Government					
0147 Due from Component Unit					
0150 Other Receivables					
0170 Inventories	25,658			25,658	
0180 Prepaid Expenses (Expenditures)					
0190 Other Current Assets					
Total Current Assets	\$435,337			\$435,337	
Noncurrent Assets					
0211 Land					
0212 Site Improvements (Net)					
0220 Buildings and Building Improvements (Net)					
0230 Tangible Property and Intangible Right-To-Use Assets (Net)	180,144			180,144	
0250 Construction in Progress					
0260 Long Term Prepayments					
0290 Other Noncurrent Assets					
Total Noncurrent Assets	\$180,144			\$180,144	
0910 Deferred Outflows of Resources	173,254			173,254	
Total Assets And Deferred Outflows Of Resources	\$788,735			\$788,735	

Amounts Expressed in Whole Dollars	<u>Food Service</u> <u>(51)</u>	<u>Child Care</u> <u>Operations</u> <u>(52)</u>	<u>Other Enterprise</u> <u>(58)</u>	<u>TOTAL</u>	<u>Internal Service</u> <u>(60)</u>
Liabilities And Deferred Inflows Of Resources And Net Position					
Current Liabilities					
0400 Due to Other Funds					
0411 Due to Other Governments					
0413 Due to Component Unit					
0420 Accounts Payable	11,507			11,507	
0430 Contracts Payable					
0440 Current Portion of Long-Term Debt					
0450 Short-Term Payables					
0461 Accrued Salaries and Benefits	40,700			40,700	
0462 Payroll Deductions and Withholding					
0480 Unearned Revenues	7,385			7,385	
0490 Other Current Liabilities					
Total Current Liabilities	\$59,592			\$59,592	
Noncurrent Liabilities					
0510 Bonds Payable					
0520 Extended-Term Financing Agreements Payable					
0530 Lease and Other Right-To-Use Obligations					
0540 Accumulated Compensated Absences					
0550 Authority Lease Obligations					
0560 Other Post-Employment Benefits (OPEB)					
0570 Net Pension Liability	1,064,224			1,064,224	
0599 Other Noncurrent Liabilities					
Total Noncurrent Liabilities	\$1,064,224			\$1,064,224	
Total Liabilities	\$1,123,816			\$1,123,816	
0950 Deferred Inflows of Resources	55,722			55,722	
Net Position					
0791 Net Investment in Capital Assets	180,144			180,144	
0008 Restricted Net Position (0792 – 0798)	2,046			2,046	
0799 Unrestricted Net Position	(572,993)			(572,993)	
Total Net Position	(\$390,803)			(\$390,803)	
Total Liabilities And Deferred Inflows Of Resources And Net Position	\$788,735			\$788,735	

Amounts Expressed in Whole Dollars	<u>Food Service</u> <u>(51)</u>	<u>Child Care Operations</u> <u>(52)</u>	<u>Other Enterprise</u> <u>(58)</u>	<u>TOTAL</u>	<u>Internal Service</u> <u>(60)</u>
Operating Revenues					
6600 Food Service Revenue	398,413			398,413	
0071 Charges for Services					
0072 Other Operating Revenue					
Total Operating Revenues	\$398,413			\$398,413	
Operating Expenses					
100 Personnel Services – Salaries	411,978			411,978	
200 Personnel Services – Employee Benefits	181,997			181,997	
300 Purchased Professional and Technical Services	5,155			5,155	
400 Purchased Property Services	6,651			6,651	
500 Other Purchased Services	1,099			1,099	
600 Supplies	529,432			529,432	
740 Depreciation	13,712			13,712	
770 Amortization Expense					
810 Dues and Fees	444			444	
880 Refunds of Prior Years' Receipts					
890 Miscellaneous Expenditures					
Total Operating Expenses	\$1,150,468			\$1,150,468	
Operating Income (Loss)	(\$752,055)			(\$752,055)	
Non Operating Revenues (Expenses)					
6500 Earnings on Investments					
6830 Federal Revenue from Intermediary Sources					
6920 Contributions and Donations from Private Sources					
6930 Gains or Losses on Sale of Fixed Assets					
6991 Refunds of a Prior Year Expenditure					
7000 Revenue from State Sources	191,728			191,728	
8000 Revenue from Federal Sources	741,989			741,989	
9990 Insurance Recoveries					
820 Claims and Judgments Against the LEA					
830 Interest					
TOTAL Non Operating Revenues (Expenses)	\$933,717			\$933,717	
Income (Loss) Before Contributions And Transfers	\$181,662			\$181,662	

Amounts Expressed in Whole Dollars	<u>Food Service</u> <u>(51)</u>	<u>Child Care Operations</u> <u>(52)</u>	<u>Other Enterprise</u> <u>(58)</u>	<u>TOTAL</u>	<u>Internal Service</u> <u>(60)</u>
Contributions, Transfers, and Special and Extraordinary Items					
5200 Interfund Transfers – Out					
5300 Transfers Out to Component Units/Primary Governments					
5520 Special Items – Losses					
5530 Extraordinary Items – Losses					
9300 Interfund Transfers - IN					
9500 Capital Contributions					
9700 Transfers IN From Component Units/Primary Governments					
9920 Special Items – Gains					
9930 Extraordinary Items – Gains					
Change In Net Position	\$181,662			\$181,662	
0002 Net Position - Beginning of Fiscal Year	(572,465)			(572,465)	
0003 Accounting Changes / Residual Equity Transfers					
Net Position - End Of Year	(\$390,803)			(\$390,803)	

LEA : 105253903 General McLane SD

Printed 12/8/2023 11:34:38 AM

Amounts Expressed in Whole Dollars	<u>Food Service</u> <u>(51)</u>	<u>Child Care Operations</u> <u>(52)</u>	<u>Other Enterprise</u> <u>(58)</u>	<u>TOTAL</u>	<u>Internal Service(60)</u>
Cash Flows From Operating Activities					
0011 Cash Receipts From Users	398,413			398,413	
0012 Cash Receipts From Assessments Made to Other Funds					
0013 Cash Receipts From Earnings on Investments					
0014 Cash Receipts From Other Operating Revenue					
0015 Cash Payments To Employees For Services	626,237			626,237	
0016 Cash Payments For Insurance Claims					
0017 Cash Payments To Suppliers For Goods and Services	450,060			450,060	
0018 Cash Payments For Other Operating Expenses	11,806			11,806	
Net Cash Provided By (Used For) Operating Activities	(\$689,690)			(\$689,690)	
Cash Flows From Non-Capital Financing Activities					
0021 Receipts From Local Sources - 6000					
0022 Receipts From State Sources - 7000	148,781			148,781	
0023 Receipts From Federal Sources -8000	560,588			560,588	
0024 Notes and Loans Received (Repaid)					
0025 Interest Paid on Notes/Loans - 5100-830					
0026 Operating Transfers In (Out)/Residual Equity Trans					
0027 Operating Transfers In (Out) Primary Government / Comp Unit					
0028 Receipts From Refund of Prior Year Expenditures - 6991					
0029 Special and Extraordinary Gains (losses)					
0030 Receipts from Insurance Recoveries -9990					
Net Cash Prov By (Used for) Non-Capital Financing Activities	\$709,369			\$709,369	
Cash Flows From Capital and Related Financing Activities					
0031 Payments For Fac Acq, Const, and Imp - 4000					
0032 Gain / (Loss) on Sale of Fixed Assets - 6930					
0033 Proceeds From Extended Term Financing - 9200					
0034 Principal Paid on Financing Agreements					
0035 Interest Paid on Financing Agreements - 5100-830					
0036 (Inc) Dec in Contributed Capital					
Net Cash Prov By (Used for) Capital and Related Financing Activities					
Cash Flows From Investing Activities					
0041 Earnings on Investments - 6500					
0042 Purchase of Inv Securities / Deposits to Inv Pools					
0043 Receipts From Investment Pool Withdrawals					
0044 Proceeds from Sale and Maturity of Inv Securities					

LEA : 105253903 General McLane SD

Printed 12/8/2023 11:34:38 AM

0045 Loans Received (Paid)

Net Cash Prov By (Used for) Investing Activities

LEA : 105253903 General McLane SD

Printed 12/8/2023 11:34:38 AM

	<u>Food Service</u> <u>(51)</u>	<u>Child Care Operations</u> <u>(52)</u>	<u>Other Enterprise</u> <u>(58)</u>	<u>TOTAL</u>	<u>Internal Service</u> <u>(60)</u>
Net Increase (Decrease) in Cash Flows	19,679			19,679	
0004 Cash and Cash Equivalents Beginning of Year	15,662			15,662	
Cash and Cash Equivalents at Year End	\$35,341			\$35,341	

Reconciliation of Operating Income (Loss) To Net Cash Provided by (Used For) Operating Activities

0005 Operating Income (Loss) per REP	(752,055)			(752,055)	
Adjustments					
0051 Depreciation and Net Amortization	13,712			13,712	
0052 Provision for Uncollectible Accounts					
0053 Other Adjustments	69,857			69,857	
Effect of Changes in Assets, Liabilities, Deferred Outflows and Deferred Inflows					
0054 (Inc) Dec In Accounts Receivable (0120-0150)	(13,868)			(13,868)	
0055 Advances to Other Funds					
0056 (Inc) Dec in Inventories (0170)	7,571			7,571	
0057 (Inc) Dec in Prepaid Expenses (0180)					
0058 (Inc) Dec in Other Current or Noncurrent Assets					
0064 Deferred Outflows (0910)					
0059 Inc (Dec) in Accounts Payable (0400-0450)	(14,907)			(14,907)	
0060 Inc (Dec) in Accrued Salaries/Benefits (0461)					
0065 Inc (Dec) in Net Pension Liabilities (0570)					
0066 Inc (Dec) in Other Postemp Benefit Oblig (0560)					
0061 Inc (Dec) in Payroll Deductions/Withholding (0462)					
0062 Inc (Dec) in Unearned Revenue (0480)					
0063 Inc (Dec) in Other Current or Noncurrent Liabilities					
0067 Deferred Inflows (0950)					
Total Adjustments	\$62,365			\$62,365	
Cash Provided By (Used for) Total	(\$689,690)			(\$689,690)	

COMBINED STATEMENT OF CASH FLOWS
SCHEDULE OF NONCASH INVESTING, CAPITAL, AND FINANCING ACTIVITIES

Explanation of Transaction and Balance Sheet Effect	Amount
Total	

LEA : 105253903 General McLane SD

Printed 12/8/2023 11:34:39 AM

Amounts Expressed in Whole Dollars

Private Purpose Trust
(71)

Investment Trust
(72)

Pension Trust
(73)

Student Activity Custodial
(81)

Assets And Deferred Outflows Of Resources

Assets

0100 Cash and Cash Equivalents				125,684
0110 Investments				
0130 Due From Other Funds				
0140 Due from Other Governments, Primary Government and Component Units				
0150 Other Receivables				
0170 Inventories				
0180 Prepaid Expenses (Expenditures)				
0190 Other Current Assets				
0220 Buildings and Building Improvements (Net)				
0230 Tangible Property and Intangible Right-To-Use Assets (Net)				

Total Assets				\$125,684
---------------------	--	--	--	------------------

0910 Deferred Outflows of Resources

Total Assets And Deferred Outflows Of Resources				\$125,684
--	--	--	--	------------------

LEA : 105253903 General McLane SD

Printed 12/8/2023 11:34:39 AM

Amounts Expressed in Whole Dollars	<u>Other Custodial</u> <u>(89)</u>	<u>Fiduciary Component Units</u> <u>(98)</u>	<u>Total Fiduciary Funds</u>
Assets And Deferred Outflows Of Resources			
Assets			
0100 Cash and Cash Equivalents		196,049	321,733
0110 Investments		759,958	759,958
0130 Due From Other Funds			
0140 Due from Other Governments, Primary Government and Component Units		6,139	6,139
0150 Other Receivables			
0170 Inventories			
0180 Prepaid Expenses (Expenditures)			
0190 Other Current Assets			
0220 Buildings and Building Improvements (Net)			
0230 Tangible Property and Intangible Right-To-Use Assets (Net)			
Total Assets		\$962,146	\$1,087,830
0910 Deferred Outflows of Resources			
Total Assets And Deferred Outflows Of Resources		\$962,146	\$1,087,830

LEA : 105253903 General McLane SD

Printed 12/8/2023 11:34:39 AM

Amounts Expressed in Whole Dollars	<u>Private Purpose Trust</u> (71)	<u>Investment Trust</u> (72)	<u>Pension Trust</u> (73)	<u>Student Activity Custodial</u> (81)
Liabilities, Deferred Inflows Of Resources And Net Position				
Liabilities				
0400 Due to Other Funds				
0410 Due to Other Governments, Primary Government and Component Units				
0420 Accounts Payable				530
0430 Contracts Payable				
0450 Short-Term Payables				
0460 Payroll Accruals and Withholdings				
0480 Unearned Revenues				
0490 Other Current Liabilities				
Total Liabilities				\$530
0950 Deferred Inflows of Resources				
Net Position				
0791 Net Investment in Capital Assets				
0009 Restricted Net Position (0792 – 0798)				125,154
0799 Unrestricted Net Position				
Total Net Position				\$125,154
Total Liabilities, Deferred Inflows Of Resources And Net Position				\$125,684

LEA : 105253903 General McLane SD

Printed 12/8/2023 11:34:39 AM

Amounts Expressed in Whole Dollars	<u>Other Custodial</u> <u>(89)</u>	<u>Fiduciary Component Units</u> <u>(98)</u>	<u>Total Fiduciary Funds</u>
Liabilities, Deferred Inflows Of Resources And Net Position			
Liabilities			
0400 Due to Other Funds			
0410 Due to Other Governments, Primary Government and Component Units			
0420 Accounts Payable			530
0430 Contracts Payable			
0450 Short-Term Payables			
0460 Payroll Accruals and Withholdings			
0480 Unearned Revenues			
0490 Other Current Liabilities			
Total Liabilities			\$530
0950 Deferred Inflows of Resources			
Net Position			
0791 Net Investment in Capital Assets			
0009 Restricted Net Position (0792 – 0798)		962,146	1,087,300
0799 Unrestricted Net Position			
Total Net Position		\$962,146	\$1,087,300
Total Liabilities, Deferred Inflows Of Resources And Net Position		\$962,146	\$1,087,830

Amounts Expressed in Whole Dollars	<u>Private Purpose Trust</u> (71)	<u>Investment Trust</u> (72)	<u>Pension Trust</u> (73)	<u>Student Activity</u> <u>Custodial</u> (81)	<u>Other Custodial</u> (89)	<u>Fiduciary Component</u> <u>Units</u> (98)
Additions						
0091 Gifts and Contributions						100,394
0095 Net Investment Earnings						57,729
0092 Other Additions				230,320		
Deductions						
0093 Scholarships Awarded				219,142		30,838
0094 Other Deductions						38,034
Change In Net Position				\$11,178		\$89,251
0006 Net Position – Beginning of Fiscal Year				113,976		872,895
0007 Net Position Held in Trust for Pension Benefits						
Net Position - End of Fiscal Year				\$125,154		\$962,146

Amounts Expressed in Whole Dollars	<u>Total Fiduciary Funds</u>
Additions	
0091 Gifts and Contributions	100,394
0095 Net Investment Earnings	57,729
0092 Other Additions	230,320
Deductions	
0093 Scholarships Awarded	249,980
0094 Other Deductions	38,034
Change in Net Position	\$100,429
0006 Net Position – Beginning of Fiscal Year	986,871
0007 Net Position Held in Trust for Pension Benefits	
Net Position - End of Fiscal Year	\$1,087,300

	<u>Revenue Reported In Current Year</u>	<u>Current Year Tax Accrual</u>	<u>Prior Year Tax Accrual</u>	<u>Taxes Collected In Current Year</u>
<u>Revenue from Local Sources</u>				
6111 Current Real Estate Taxes	12,424,916.86			12,424,916.86
6112 Interim Real Estate Taxes	28,675.05			28,675.05
6113 Public Utility Realty Taxes	13,684.55			13,684.55
6114 Payments in Lieu of Current Taxes - State / Local	34,337.59			34,337.59
6143 Current Act 511 Local Services Taxes	34,804.61			34,804.61
6151 Current Act 511 Earned Income Taxes	2,066,314.37	91,605.84	162,074.04	2,136,782.57
6153 Current Act 511 Real Estate Transfer Taxes	336,165.56	23,387.70	25,890.18	338,668.04
6411 Delinquent Real Estate Taxes	384,307.32	67,014.83	110,177.60	427,470.09
6500 Earnings on Investments	305,396.59			
6700 Revenues from LEA Activities	35,089.00			
6832 Federal IDEA Revenue Received as Pass Through	546,239.12			
6839 Federal Revenue Received from Other Sources	10,000.00			
6910 Rentals	74,392.50			
6941 Regular Day School Tuition	112,942.30			
6944 Receipts from Other LEAs in Pennsylvania - Education	198,418.05			
6969 All Other Services Provided Other Governments	31,615.38			
6991 Refunds of a Prior Year Expenditure	2,741.52			
6999 Other Revenues Not Specified Above	292,638.79			
TOTAL Revenue from Local Sources	\$16,932,679.16	\$182,008.37	\$298,141.82	\$15,439,339.36

**Revenue Reported
In Current Year**

Revenue from State Sources

7111 Basic Education Funding-Formula	11,227,921.14		
7112 Basic Education Funding-Social Security	681,335.95		
7160 Tuition for Orphans Subsidy	66.64		
7271 Special Education funds for School-Aged Pupils	1,664,732.71		
7311 Pupil Transportation Subsidy	673,313.05		
7330 Health Services (Medical, Dental, Nurse, Act 25)	40,195.88		
7340 State Property Tax Reduction Allocation	654,275.85		
7361 School Safety and Security Grants	124,657.50		
7362 School Mental Health & Safety and Security Grants	70,528.22		
7505 Ready to Learn Block Grant	358,997.00		
7820 State Share of Retirement Contributions	3,197,823.52		
TOTAL Revenue from State Sources	\$18,693,847.46		

**Revenue Reported
In Current Year**

Revenue from Federal Sources

8514 Title I - Improving the Academic Achievement of the Disadvantaged	289,110.78			
8515 Title II - Preparing, Training, and Recruiting High Quality Teachers and Principals	66,011.81			
8517 Title IV - 21st Century Schools	52,856.65			
8743 ESSER II - Elementary and Secondary School Emergency Relief Fund	957,132.15			
8744 ARP ESSER - Elementary and Secondary School Emergency Relief Fund	2,057,276.75			
8747 ARP ECF - Emergency Connectivity Fund	260,174.89			
8751 ARP ESSER Learning Loss	54,759.30			
8752 ARP ESSER Summer Programs	9,952.00			
8753 ARP ESSER Afterschool Programs	9,952.00			
8754 ARP ESSER Homeless Children and Youth Funds	1,482.21			
8810 School-Based Access Medicaid Reimbursement Program (SBAP) Reimbursements (Access)	258,267.13			
8820 Medical Assistance Reimbursement for Administrative Claiming (Quarterly) Program	42,563.82			
TOTAL Revenue from Federal Sources	\$4,059,539.49			

	Revenue Reported In Current Year			
<u>Other Financing Sources</u>				
9110 Face Value of Bonds Issued	9,570,000.00			
9130 Bond Premiums	424,962.45			
9400 Sale of or Compensation for Loss of Fixed Assets	34,404.00			
TOTAL Other Financing Sources	\$10,029,366.45			
TOTAL FROM ALL SOURCES	\$49,715,432.56	\$182,008.37	\$298,141.82	\$15,439,339.36

LEA : 105253903 General McLane SD

Printed 12/8/2023 11:34:43 AM

	<u>General Fund (10)</u>	<u>Student Sponsored Activity Fund (21)</u>	<u>Public Purpose Trust (27)</u>	<u>Other Compt Approved (28)</u>	<u>Athletic / Activity (29)</u>	<u>Capital Reserve (690, 1850) (31)</u>
6000 Revenue from Local Sources						
6111 Current Real Estate Taxes	12,424,916.86					
6112 Interim Real Estate Taxes	28,675.05					
6113 Public Utility Realty Taxes	13,684.55					
6114 Payments in Lieu of Current Taxes - State / Local	34,337.59					
6143 Current Act 511 Local Services Taxes	34,804.61					
6151 Current Act 511 Earned Income Taxes	2,066,314.37					
6153 Current Act 511 Real Estate Transfer Taxes	336,165.56					
6411 Delinquent Real Estate Taxes	384,307.32					
6500 Earnings on Investments	305,396.59					
6700 Revenues from LEA Activities	35,089.00					
6832 Federal IDEA Revenue Received as Pass Through	546,239.12					
6839 Federal Revenue Received from Other Sources	10,000.00					
6910 Rentals	74,392.50					
6941 Regular Day School Tuition	112,942.30					
6944 Receipts from Other LEAs in Pennsylvania - Education	198,418.05					
6969 All Other Services Provided Other Governments	31,615.38					
6991 Refunds of a Prior Year Expenditure	2,741.52					
6999 Other Revenues Not Specified Above	292,638.79					
6000 Total Revenue from Local Sources	\$16,932,679.16					
7000 Revenue from State Sources						
7111 Basic Education Funding-Formula	11,227,921.14					
7112 Basic Education Funding-Social Security	681,335.95					
7160 Tuition for Orphans Subsidy	66.64					
7271 Special Education funds for School-Aged Pupils	1,664,732.71					
7311 Pupil Transportation Subsidy	673,313.05					
7330 Health Services (Medical, Dental, Nurse, Act 25)	40,195.88					
7340 State Property Tax Reduction Allocation	654,275.85					
7361 School Safety and Security Grants	124,657.50					
7362 School Mental Health & Safety and Security Grants	70,528.22					
7505 Ready to Learn Block Grant	358,997.00					
7820 State Share of Retirement Contributions	3,197,823.52					
7000 Total Revenue from State Sources	\$18,693,847.46					
8000 Revenue from Federal Sources						
8514 Title I - Improving the Academic Achievement of the Disadvantaged	289,110.78					

LEA : 105253903 General McLane SD

Printed 12/8/2023 11:34:43 AM

	<u>Capital Reserve</u> <u>(1431) (32)</u>	<u>Other Capital</u> <u>Projects Fund (39)</u>	<u>Debt Service (40)</u>	<u>Permanent (90)</u>	<u>Total</u>
6000 Revenue from Local Sources					
6111 Current Real Estate Taxes					12,424,916.86
6112 Interim Real Estate Taxes					28,675.05
6113 Public Utility Realty Taxes					13,684.55
6114 Payments in Lieu of Current Taxes - State / Local					34,337.59
6143 Current Act 511 Local Services Taxes					34,804.61
6151 Current Act 511 Earned Income Taxes					2,066,314.37
6153 Current Act 511 Real Estate Transfer Taxes					336,165.56
6411 Delinquent Real Estate Taxes					384,307.32
6500 Earnings on Investments		248,136.00			553,532.59
6700 Revenues from LEA Activities					35,089.00
6832 Federal IDEA Revenue Received as Pass Through					546,239.12
6839 Federal Revenue Received from Other Sources					10,000.00
6910 Rentals					74,392.50
6941 Regular Day School Tuition					112,942.30
6944 Receipts from Other LEAs in Pennsylvania - Education					198,418.05
6969 All Other Services Provided Other Governments					31,615.38
6991 Refunds of a Prior Year Expenditure					2,741.52
6999 Other Revenues Not Specified Above					292,638.79
6000 Total Revenue from Local Sources		\$248,136.00			\$17,180,815.16
7000 Revenue from State Sources					
7111 Basic Education Funding-Formula					11,227,921.14
7112 Basic Education Funding-Social Security					681,335.95
7160 Tuition for Orphans Subsidy					66.64
7271 Special Education funds for School-Aged Pupils					1,664,732.71
7311 Pupil Transportation Subsidy					673,313.05
7330 Health Services (Medical, Dental, Nurse, Act 25)					40,195.88
7340 State Property Tax Reduction Allocation					654,275.85
7361 School Safety and Security Grants					124,657.50
7362 School Mental Health & Safety and Security Grants					70,528.22
7505 Ready to Learn Block Grant					358,997.00
7820 State Share of Retirement Contributions					3,197,823.52
7000 Total Revenue from State Sources					\$18,693,847.46
8000 Revenue from Federal Sources					
8514 Title I - Improving the Academic Achievement of the Disadvantaged					289,110.78

LEA : 105253903 General McLane SD

Printed 12/8/2023 11:34:43 AM

	<u>General Fund (10)</u>	<u>Student Sponsored Activity Fund (21)</u>	<u>Public Purpose Trust (27)</u>	<u>Other Compt Approved (28)</u>	<u>Athletic / Activity (29)</u>	<u>Capital Reserve (690.1850) (31)</u>
8000 Revenue from Federal Sources						
8515 Title II - Preparing, Training, and Recruiting High Quality Teachers and Principals	66,011.81					
8517 Title IV - 21st Century Schools	52,856.65					
8743 ESSER II - Elementary and Secondary School Emergency Relief Fund	957,132.15					
8744 ARP ESSER - Elementary and Secondary School Emergency Relief Fund	2,057,276.75					
8747 ARP ECF - Emergency Connectivity Fund	260,174.89					
8751 ARP ESSER Learning Loss	54,759.30					
8752 ARP ESSER Summer Programs	9,952.00					
8753 ARP ESSER Afterschool Programs	9,952.00					
8754 ARP ESSER Homeless Children and Youth Funds	1,482.21					
8810 School-Based Access Medicaid Reimbursement Program (SBAP) Reimbursements (Access)	258,267.13					
8820 Medical Assistance Reimbursement for Administrative Claiming (Quarterly) Program	42,563.82					
8000 Total Revenue from Federal Sources	\$4,059,539.49					
9000 Other Financing Sources						
9110 Face Value of Bonds Issued	9,570,000.00					
9130 Bond Premiums	424,962.45					
9310 General Fund Transfers						
9400 Sale of or Compensation for Loss of Fixed Assets	34,404.00					
9000 Total Other Financing Sources	\$10,029,366.45					
Total From All Sources	\$49,715,432.56					

LEA : 105253903 General McLane SD

Printed 12/8/2023 11:34:43 AM

	<u>Capital Reserve</u> <u>(1431) (32)</u>	<u>Other Capital</u> <u>Projects Fund (39)</u>	<u>Debt Service (40)</u>	<u>Permanent (90)</u>	<u>Total</u>
8000 Revenue from Federal Sources					
8515 Title II - Preparing, Training, and Recruiting High Quality Teachers and Principals					66,011.81
8517 Title IV - 21st Century Schools					52,856.65
8743 ESSER II - Elementary and Secondary School Emergency Relief Fund					957,132.15
8744 ARP ESSER - Elementary and Secondary School Emergency Relief Fund					2,057,276.75
8747 ARP ECF - Emergency Connectivity Fund					260,174.89
8751 ARP ESSER Learning Loss					54,759.30
8752 ARP ESSER Summer Programs					9,952.00
8753 ARP ESSER Afterschool Programs					9,952.00
8754 ARP ESSER Homeless Children and Youth Funds					1,482.21
8810 School-Based Access Medicaid Reimbursement Program (SBAP) Reimbursements (Access)					258,267.13
8820 Medical Assistance Reimbursement for Administrative Claiming (Quarterly) Program					42,563.82
8000 Total Revenue from Federal Sources					\$4,059,539.49
9000 Other Financing Sources					
9110 Face Value of Bonds Issued					9,570,000.00
9130 Bond Premiums					424,962.45
9310 General Fund Transfers		260,174.89			260,174.89
9400 Sale of or Compensation for Loss of Fixed Assets					34,404.00
9000 Total Other Financing Sources		\$260,174.89			\$10,289,541.34
Total From All Sources		\$508,310.89			\$50,223,743.45

	<u>General Fund (10)</u>	<u>Student Sponsored Activity Fund (21)</u>	<u>Public Purpose Trust (27)</u>	<u>Other Compt Approved (28)</u>	<u>Athletic / Activity (29)</u>	<u>Capital Reserve (690. 1850) (31)</u>
Revenue from Local Sources	16,932,679.16					
Revenue from State Sources	18,693,847.46					
Revenue from Federal Sources	4,059,539.49					
Other Financing Sources	10,029,366.45					
Total From All Sources	\$49,715,432.56					

	<u>Capital Reserve (1431)</u> <u>(32)</u>	<u>Other Capital Projects</u> <u>Fund (39)</u>	<u>Debt Service (40)</u>	<u>Permanent (90)</u>	<u>Total</u>
Revenue from Local Sources		248,136.00			17,180,815.16
Revenue from State Sources					18,693,847.46
Revenue from Federal Sources					4,059,539.49
Other Financing Sources		260,174.89			10,289,541.34
Total From All Sources		\$508,310.89			\$50,223,743.45

LEA : 105253903 General McLane SD

Printed 12/8/2023 11:34:47 AM

General Fund (10)

	<u>Total</u>
1000 Instruction	
100 Personnel Services – Salaries	
100 Personnel Services – Salaries	10,123,556.43
Total Personnel Services – Salaries	\$10,123,556.43
200 Personnel Services – Employee Benefits	
210 Group Insurance – Contracted Provider	6,644.53
220 Social Security Contributions	755,871.93
230 PSERS Retirement Contributions	3,520,339.18
250 Unemployment Compensation	(221.73)
260 Workers’ Compensation	88,119.22
270 Group Insurance – Self-Insurance	2,940,768.83
Total Personnel Services – Employee Benefits	\$7,311,521.96
300 Purchased Professional and Technical Services	
322 Professional Educational Services – Ius	601,336.41
323 Professional Educational Services – Other Educational Agencies	3,663.00
329 Professional Educational Services – Other	1,305,655.22
330 Other Professional Services	625.00
340 Technical Services	111,414.26
390 Other Purchased Professional and Technical Services	337,088.42
Total Purchased Professional and Technical Services	\$2,359,782.31
500 Other Purchased Services	
561 Tuition To Other School Districts Within the State	101,397.15
562 Tuition To Pennsylvania Charter Schools	1,154,705.76
564 Tuition To Career and Technology Centers	1,217,664.26
567 Tuition To Approved Private Schools (APS) and PA Chartered Schools for the Deaf and Blind	56,043.01
569 Tuition – Other	108,530.50
580 Travel	23,252.01
Total Other Purchased Services	\$2,661,592.69
600 Supplies	
610 General Supplies	271,381.70
640 Books and Periodicals	316,490.15
Total Supplies	\$587,871.85
700 Property	
752 Capital Equipment – Original and Additional	42,648.33
Total Property	\$42,648.33
Total 1000 Instruction	\$23,086,973.57

LEA : 105253903 General McLane SD

Printed 12/8/2023 11:34:47 AM

General Fund (10)

1100 Regular Programs – Elementary / Secondary	<u>Elementary</u>	<u>Secondary</u>	<u>Federal</u>	<u>Total</u>
100 Personnel Services – Salaries				
100 Personnel Services – Salaries	3,957,733.97	3,409,100.70	256,399.32	7,623,233.99
Total Personnel Services – Salaries	\$3,957,733.97	\$3,409,100.70	\$256,399.32	\$7,623,233.99
200 Personnel Services – Employee Benefits				
210 Group Insurance – Contracted Provider	2,470.50	2,153.88	232.53	4,856.91
220 Social Security Contributions	294,418.71	254,227.57	19,311.58	567,957.86
230 PSERS Retirement Contributions	1,375,474.09	1,181,491.17	86,521.32	2,643,486.58
250 Unemployment Compensation	(230.89)	(207.35)	269.00	(169.24)
260 Workers' Compensation	34,408.80	29,642.93	2,310.04	66,361.77
270 Group Insurance – Self-Insurance	1,242,182.14	995,132.34	52,533.06	2,289,847.54
Total Personnel Services – Employee Benefits	\$2,948,723.35	\$2,462,440.54	\$161,177.53	\$5,572,341.42
300 Purchased Professional and Technical Services				
322 Professional Educational Services – Ius		3,491.00	17,516.90	21,007.90
329 Professional Educational Services – Other			9,027.08	9,027.08
330 Other Professional Services	312.50	312.50		625.00
340 Technical Services	51,990.15	59,424.11		111,414.26
390 Other Purchased Professional and Technical Services		11,538.76	15,680.60	27,219.36
Total Purchased Professional and Technical Services	\$52,302.65	\$74,766.37	\$42,224.58	\$169,293.60
500 Other Purchased Services				
562 Tuition To Pennsylvania Charter Schools	224,216.07	320,807.10		545,023.17
569 Tuition – Other	5,037.75	75,260.00		80,297.75
580 Travel	1,611.96	1,440.13	19,053.71	22,105.80
Total Other Purchased Services	\$230,865.78	\$397,507.23	\$19,053.71	\$647,426.72
600 Supplies				
610 General Supplies	45,093.30	102,893.08	95,486.71	243,473.09
640 Books and Periodicals	94,188.26	124,621.99	84,119.90	302,930.15
Total Supplies	\$139,281.56	\$227,515.07	\$179,606.61	\$546,403.24
700 Property				
752 Capital Equipment – Original and Additional	14,438.87	24,380.10		38,818.97
Total Property	\$14,438.87	\$24,380.10		\$38,818.97
Total 1100 Regular Programs – Elementary / Secondary	\$7,343,346.18	\$6,595,710.01	\$658,461.75	\$14,597,517.94

General Fund (10)

	<u>Elementary</u>	<u>Secondary</u>	<u>Federal</u>	<u>Total</u>
1110 Regular Programs				
100 Personnel Services – Salaries				
100 Personnel Services – Salaries	3,957,733.97	3,409,100.70		7,366,834.67
Total Personnel Services – Salaries	\$3,957,733.97	\$3,409,100.70		\$7,366,834.67
200 Personnel Services – Employee Benefits				
210 Group Insurance – Contracted Provider	2,470.50	2,153.88		4,624.38
220 Social Security Contributions	294,418.71	254,227.57		548,646.28
230 PSERS Retirement Contributions	1,375,474.09	1,181,491.17		2,556,965.26
250 Unemployment Compensation	(230.89)	(207.35)		(438.24)
260 Workers' Compensation	34,408.80	29,642.93		64,051.73
270 Group Insurance – Self-Insurance	1,242,182.14	995,132.34		2,237,314.48
Total Personnel Services – Employee Benefits	\$2,948,723.35	\$2,462,440.54		\$5,411,163.89
300 Purchased Professional and Technical Services				
322 Professional Educational Services – Ius		3,491.00		3,491.00
330 Other Professional Services	312.50	312.50		625.00
340 Technical Services	51,990.15	59,424.11		111,414.26
390 Other Purchased Professional and Technical Services		11,538.76		11,538.76
Total Purchased Professional and Technical Services	\$52,302.65	\$74,766.37		\$127,069.02
500 Other Purchased Services				
562 Tuition To Pennsylvania Charter Schools	224,216.07	320,807.10		545,023.17
569 Tuition – Other	5,037.75	75,260.00		80,297.75
580 Travel	1,611.96	1,440.13		3,052.09
Total Other Purchased Services	\$230,865.78	\$397,507.23		\$628,373.01
600 Supplies				
610 General Supplies	45,093.30	102,893.08		147,986.38
640 Books and Periodicals	94,188.26	124,621.99		218,810.25
Total Supplies	\$139,281.56	\$227,515.07		\$366,796.63
700 Property				
752 Capital Equipment – Original and Additional	14,438.87	24,380.10		38,818.97
Total Property	\$14,438.87	\$24,380.10		\$38,818.97
Total 1110 Regular Programs	\$7,343,346.18	\$6,595,710.01		\$13,939,056.19

LEA : 105253903 General McLane SD

Printed 12/8/2023 11:34:47 AM

General Fund (10)

	<u>Elementary</u>	<u>Secondary</u>	<u>Federal</u>	<u>Total</u>
1190 Federally-Funded Regular Programs				
100 Personnel Services – Salaries				
100 Personnel Services – Salaries			256,399.32	256,399.32
Total Personnel Services – Salaries			\$256,399.32	\$256,399.32
200 Personnel Services – Employee Benefits				
210 Group Insurance – Contracted Provider			232.53	232.53
220 Social Security Contributions			19,311.58	19,311.58
230 PSERS Retirement Contributions			86,521.32	86,521.32
250 Unemployment Compensation			269.00	269.00
260 Workers' Compensation			2,310.04	2,310.04
270 Group Insurance – Self-Insurance			52,533.06	52,533.06
Total Personnel Services – Employee Benefits			\$161,177.53	\$161,177.53
300 Purchased Professional and Technical Services				
322 Professional Educational Services – Ius			17,516.90	17,516.90
329 Professional Educational Services – Other			9,027.08	9,027.08
390 Other Purchased Professional and Technical Services			15,680.60	15,680.60
Total Purchased Professional and Technical Services			\$42,224.58	\$42,224.58
500 Other Purchased Services				
580 Travel			19,053.71	19,053.71
Total Other Purchased Services			\$19,053.71	\$19,053.71
600 Supplies				
610 General Supplies			95,486.71	95,486.71
640 Books and Periodicals			84,119.90	84,119.90
Total Supplies			\$179,606.61	\$179,606.61
Total 1190 Federally-Funded Regular Programs			\$658,461.75	\$658,461.75

LEA : 105253903 General McLane SD

Printed 12/8/2023 11:34:47 AM

General Fund (10)

1200 Special Programs – Elementary / Secondary	<u>Elementary</u>	<u>Secondary</u>	<u>Federal</u>	<u>Total</u>
100 Personnel Services – Salaries				
100 Personnel Services – Salaries	997,147.50	901,640.61	22,584.46	1,921,372.57
Total Personnel Services – Salaries	\$997,147.50	\$901,640.61	\$22,584.46	\$1,921,372.57
200 Personnel Services – Employee Benefits				
210 Group Insurance – Contracted Provider	716.34	689.52		1,405.86
220 Social Security Contributions	74,790.54	67,782.94	1,701.41	144,274.89
230 PSERS Retirement Contributions	351,679.97	317,289.99	3,744.87	672,714.83
250 Unemployment Compensation	(71.25)	(70.79)	115.77	(26.27)
260 Workers' Compensation	8,676.10	7,844.23	203.23	16,723.56
270 Group Insurance – Self-Insurance	282,260.30	212,892.04		495,152.34
Total Personnel Services – Employee Benefits	\$718,052.00	\$606,427.93	\$5,765.28	\$1,330,245.21
300 Purchased Professional and Technical Services				
322 Professional Educational Services – Ius	113,922.97	242,482.54		356,405.51
329 Professional Educational Services – Other	358,970.62	321,207.99		680,178.61
390 Other Purchased Professional and Technical Services	134,224.10	31,905.87		166,129.97
Total Purchased Professional and Technical Services	\$607,117.69	\$595,596.40		\$1,202,714.09
500 Other Purchased Services				
561 Tuition To Other School Districts Within the State		40,925.29		40,925.29
562 Tuition To Pennsylvania Charter Schools	191,121.88	418,560.71		609,682.59
564 Tuition To Career and Technology Centers		25,915.12		25,915.12
567 Tuition To Approved Private Schools (APS) and PA Chartered Schools for the Deaf and Blind	28,021.50	28,021.51		56,043.01
569 Tuition – Other	5,037.75	23,195.00		28,232.75
580 Travel	580.50	565.71		1,146.21
Total Other Purchased Services	\$224,761.63	\$537,183.34		\$761,944.97
600 Supplies				
610 General Supplies	2,500.75	8,386.16		10,886.91
640 Books and Periodicals	5,570.00	5,570.00		11,140.00
Total Supplies	\$8,070.75	\$13,956.16		\$22,026.91
Total 1200 Special Programs – Elementary / Secondary	\$2,555,149.57	\$2,654,804.44	\$28,349.74	\$5,238,303.75

LEA : 105253903 General McLane SD

Printed 12/8/2023 11:34:47 AM

General Fund (10)

1210 Life Skills Support

	<u>Elementary</u>	<u>Secondary</u>	<u>Federal</u>	<u>Total</u>
100 Personnel Services – Salaries				
100 Personnel Services – Salaries	170,110.73	191,617.84		361,728.57
Total Personnel Services – Salaries	\$170,110.73	\$191,617.84		\$361,728.57
200 Personnel Services – Employee Benefits				
210 Group Insurance – Contracted Provider	125.59	127.48		253.07
220 Social Security Contributions	12,865.24	14,378.58		27,243.82
230 PSERS Retirement Contributions	59,776.88	66,923.43		126,700.31
250 Unemployment Compensation	(16.67)	(16.07)		(32.74)
260 Workers' Compensation	1,479.41	1,665.96		3,145.37
270 Group Insurance – Self-Insurance	39,394.33	35,406.36		74,800.69
Total Personnel Services – Employee Benefits	\$113,624.78	\$118,485.74		\$232,110.52
600 Supplies				
610 General Supplies	1,224.20	4,848.86		6,073.06
Total Supplies	\$1,224.20	\$4,848.86		\$6,073.06
Total 1210 Life Skills Support	\$284,959.71	\$314,952.44		\$599,912.15

LEA : 105253903 General McLane SD

Printed 12/8/2023 11:34:47 AM

General Fund (10)

	<u>Elementary</u>	<u>Secondary</u>	<u>Federal</u>	<u>Total</u>
1220 Sensory Support				
100 Personnel Services – Salaries				
100 Personnel Services – Salaries	116,732.36	29,182.96		145,915.32
Total Personnel Services – Salaries	\$116,732.36	\$29,182.96		\$145,915.32
200 Personnel Services – Employee Benefits				
210 Group Insurance – Contracted Provider	71.86	17.96		89.82
220 Social Security Contributions	8,812.64	2,203.19		11,015.83
230 PSERS Retirement Contributions	41,159.65	10,290.06		51,449.71
250 Unemployment Compensation	(5.26)	(1.32)		(6.58)
260 Workers' Compensation	1,015.04	253.75		1,268.79
270 Group Insurance – Self-Insurance	28,998.93	7,249.80		36,248.73
Total Personnel Services – Employee Benefits	\$80,052.86	\$20,013.44		\$100,066.30
300 Purchased Professional and Technical Services				
322 Professional Educational Services – lus	12,200.00	12,200.00		24,400.00
Total Purchased Professional and Technical Services	\$12,200.00	\$12,200.00		\$24,400.00
Total 1220 Sensory Support	\$208,985.22	\$61,396.40		\$270,381.62

General Fund (10)

1230 Emotional Support

	<u>Elementary</u>	<u>Secondary</u>	<u>Federal</u>	<u>Total</u>
100 Personnel Services – Salaries				
100 Personnel Services – Salaries	308,363.57	266,950.40		575,313.97
Total Personnel Services – Salaries	\$308,363.57	\$266,950.40		\$575,313.97
200 Personnel Services – Employee Benefits				
210 Group Insurance – Contracted Provider	250.36	215.56		465.92
220 Social Security Contributions	22,996.95	19,983.99		42,980.94
230 PSERS Retirement Contributions	108,839.14	93,985.38		202,824.52
250 Unemployment Compensation	(23.21)	(21.49)		(44.70)
260 Workers' Compensation	2,681.52	2,321.03		5,002.55
270 Group Insurance – Self-Insurance	108,433.39	72,540.46		180,973.85
Total Personnel Services – Employee Benefits	\$243,178.15	\$189,024.93		\$432,203.08
300 Purchased Professional and Technical Services				
322 Professional Educational Services – Ius	21,000.00	119,167.90		140,167.90
Total Purchased Professional and Technical Services	\$21,000.00	\$119,167.90		\$140,167.90
600 Supplies				
610 General Supplies	1,191.55	3,452.31		4,643.86
Total Supplies	\$1,191.55	\$3,452.31		\$4,643.86
Total 1230 Emotional Support	\$573,733.27	\$578,595.54		\$1,152,328.81

General Fund (10)

	<u>Elementary</u>	<u>Secondary</u>	<u>Federal</u>	<u>Total</u>
1240 Academic Support				
100 Personnel Services – Salaries				
100 Personnel Services – Salaries	401,940.84	413,889.41		815,830.25
Total Personnel Services – Salaries	\$401,940.84	\$413,889.41		\$815,830.25
200 Personnel Services – Employee Benefits				
210 Group Insurance – Contracted Provider	268.53	328.52		597.05
220 Social Security Contributions	30,071.51	31,174.11		61,245.62
230 PSERS Retirement Contributions	141,724.39	145,937.28		287,661.67
250 Unemployment Compensation	(26.04)	(31.83)		(57.87)
260 Workers' Compensation	3,495.08	3,598.58		7,093.66
270 Group Insurance – Self-Insurance	105,433.65	97,695.42		203,129.07
Total Personnel Services – Employee Benefits	\$280,967.12	\$278,702.08		\$559,669.20
Total 1240 Academic Support	\$682,907.96	\$692,591.49		\$1,375,499.45

LEA : 105253903 General McLane SD

Printed 12/8/2023 11:34:47 AM

General Fund (10)

	<u>Elementary</u>	<u>Secondary</u>	<u>Federal</u>	<u>Total</u>
1241 Learning Support – Public				
100 Personnel Services – Salaries				
100 Personnel Services – Salaries	401,940.84	382,861.23		784,802.07
Total Personnel Services – Salaries	\$401,940.84	\$382,861.23		\$784,802.07
200 Personnel Services – Employee Benefits				
210 Group Insurance – Contracted Provider	264.79	302.32		567.11
220 Social Security Contributions	30,071.51	28,856.85		58,928.36
230 PSERS Retirement Contributions	141,724.39	134,996.90		276,721.29
250 Unemployment Compensation	(26.04)	(30.27)		(56.31)
260 Workers' Compensation	3,495.08	3,328.79		6,823.87
270 Group Insurance – Self-Insurance	103,279.84	82,772.34		186,052.18
Total Personnel Services – Employee Benefits	\$278,809.57	\$250,226.93		\$529,036.50
Total 1241 Learning Support – Public	\$680,750.41	\$633,088.16		\$1,313,838.57

LEA : 105253903 General McLane SD

Printed 12/8/2023 11:34:47 AM

General Fund (10)

1243 Gifted Support

100 Personnel Services – Salaries

	<u>Elementary</u>	<u>Secondary</u>	<u>Federal</u>	<u>Total</u>
100 Personnel Services – Salaries		31,028.18		31,028.18
Total Personnel Services – Salaries		\$31,028.18		\$31,028.18

200 Personnel Services – Employee Benefits

210 Group Insurance – Contracted Provider	3.74	26.20		29.94
220 Social Security Contributions		2,317.26		2,317.26
230 PSERS Retirement Contributions		10,940.38		10,940.38
250 Unemployment Compensation		(1.56)		(1.56)
260 Workers' Compensation		269.79		269.79
270 Group Insurance – Self-Insurance	2,153.81	14,923.08		17,076.89

Total Personnel Services – Employee Benefits	\$2,157.55	\$28,475.15		\$30,632.70
Total 1243 Gifted Support	\$2,157.55	\$59,503.33		\$61,660.88

LEA : 105253903 General McLane SD

Printed 12/8/2023 11:34:47 AM

General Fund (10)

1260 Physical Support

300 Purchased Professional and Technical Services

322 Professional Educational Services – lus

Total Purchased Professional and Technical Services

Total 1260 Physical Support

<u>Elementary</u>	<u>Secondary</u>	<u>Federal</u>	<u>Total</u>
	25,906.56		25,906.56
	\$25,906.56		\$25,906.56
	\$25,906.56		\$25,906.56

LEA : 105253903 General McLane SD

Printed 12/8/2023 11:34:47 AM

General Fund (10)

	<u>Elementary</u>	<u>Secondary</u>	<u>Federal</u>	<u>Total</u>
1290 Special Programs - Other Support				
100 Personnel Services – Salaries				
100 Personnel Services – Salaries			22,584.46	22,584.46
Total Personnel Services – Salaries			\$22,584.46	\$22,584.46
200 Personnel Services – Employee Benefits				
220 Social Security Contributions	44.20	43.07	1,701.41	1,788.68
230 PSERS Retirement Contributions	179.91	153.84	3,744.87	4,078.62
250 Unemployment Compensation	(0.07)	(0.08)	115.77	115.62
260 Workers' Compensation	5.05	4.91	203.23	213.19
Total Personnel Services – Employee Benefits	\$229.09	\$201.74	\$5,765.28	\$6,196.11
300 Purchased Professional and Technical Services				
322 Professional Educational Services – Ius	80,722.97	85,208.08		165,931.05
329 Professional Educational Services – Other	358,970.62	321,207.99		680,178.61
390 Other Purchased Professional and Technical Services	134,224.10	31,905.87		166,129.97
Total Purchased Professional and Technical Services	\$573,917.69	\$438,321.94		\$1,012,239.63
500 Other Purchased Services				
561 Tuition To Other School Districts Within the State		40,925.29		40,925.29
562 Tuition To Pennsylvania Charter Schools	191,121.88	418,560.71		609,682.59
564 Tuition To Career and Technology Centers		25,915.12		25,915.12
567 Tuition To Approved Private Schools (APS) and PA Chartered Schools for the Deaf and Blind	28,021.50	28,021.51		56,043.01
569 Tuition – Other	5,037.75	23,195.00		28,232.75
580 Travel	580.50	565.71		1,146.21
Total Other Purchased Services	\$224,761.63	\$537,183.34		\$761,944.97
600 Supplies				
610 General Supplies	85.00	84.99		169.99
640 Books and Periodicals	5,570.00	5,570.00		11,140.00
Total Supplies	\$5,655.00	\$5,654.99		\$11,309.99
Total 1290 Special Programs - Other Support	\$804,563.41	\$981,362.01	\$28,349.74	\$1,814,275.16

LEA : 105253903 General McLane SD

Printed 12/8/2023 11:34:47 AM

General Fund (10)

1300 Vocational Education

100 Personnel Services – Salaries

	<u>Elementary</u>	<u>Secondary</u>	<u>Federal</u>	<u>Total</u>
100 Personnel Services – Salaries		540,798.00		540,798.00
Total Personnel Services – Salaries		\$540,798.00		\$540,798.00

200 Personnel Services – Employee Benefits

210 Group Insurance – Contracted Provider		359.30		359.30
220 Social Security Contributions		40,770.33		40,770.33
230 PSERS Retirement Contributions		190,685.38		190,685.38
250 Unemployment Compensation		(24.58)		(24.58)
260 Workers' Compensation		4,702.30		4,702.30
270 Group Insurance – Self-Insurance		142,637.92		142,637.92
Total Personnel Services – Employee Benefits		\$379,130.65		\$379,130.65

500 Other Purchased Services

564 Tuition To Career and Technology Centers		1,191,749.14		1,191,749.14
Total Other Purchased Services		\$1,191,749.14		\$1,191,749.14

600 Supplies

610 General Supplies		17,021.70		17,021.70
640 Books and Periodicals		2,420.00		2,420.00
Total Supplies		\$19,441.70		\$19,441.70

700 Property

752 Capital Equipment – Original and Additional		3,829.36		3,829.36
Total Property		\$3,829.36		\$3,829.36

Total 1300 Vocational Education

		\$2,134,948.85		\$2,134,948.85
--	--	-----------------------	--	-----------------------

LEA : 105253903 General McLane SD

Printed 12/8/2023 11:34:47 AM

General Fund (10)

	<u>Elementary</u>	<u>Secondary</u>	<u>Federal</u>	<u>Total</u>
1400 Other Instructional Programs – Elementary / Secondary				
100 Personnel Services – Salaries				
100 Personnel Services – Salaries		38,151.87		38,151.87
Total Personnel Services – Salaries		\$38,151.87		\$38,151.87
200 Personnel Services – Employee Benefits				
210 Group Insurance – Contracted Provider		22.46		22.46
220 Social Security Contributions		2,868.85		2,868.85
230 PSERS Retirement Contributions		13,452.39		13,452.39
250 Unemployment Compensation		(1.64)		(1.64)
260 Workers' Compensation		331.59		331.59
270 Group Insurance – Self-Insurance		13,131.03		13,131.03
Total Personnel Services – Employee Benefits		\$29,804.68		\$29,804.68
300 Purchased Professional and Technical Services				
322 Professional Educational Services – Ius		223,923.00		223,923.00
329 Professional Educational Services – Other	202,502.16	413,947.37		616,449.53
390 Other Purchased Professional and Technical Services	80,570.65	63,168.44		143,739.09
Total Purchased Professional and Technical Services	\$283,072.81	\$701,038.81		\$984,111.62
500 Other Purchased Services				
561 Tuition To Other School Districts Within the State		60,471.86		60,471.86
Total Other Purchased Services		\$60,471.86		\$60,471.86
Total 1400 Other Instructional Programs – Elementary / Secondary	\$283,072.81	\$829,467.22		\$1,112,540.03

General Fund (10)

1410 Drivers' Education

100 Personnel Services – Salaries

	<u>Elementary</u>	<u>Secondary</u>	<u>Federal</u>	<u>Total</u>
100 Personnel Services – Salaries		38,151.87		38,151.87
Total Personnel Services – Salaries		\$38,151.87		\$38,151.87

200 Personnel Services – Employee Benefits

210 Group Insurance – Contracted Provider		22.46		22.46
220 Social Security Contributions		2,868.85		2,868.85
230 PSERS Retirement Contributions		13,452.39		13,452.39
250 Unemployment Compensation		(1.64)		(1.64)
260 Workers' Compensation		331.59		331.59
270 Group Insurance – Self-Insurance		13,131.03		13,131.03

Total Personnel Services – Employee Benefits		\$29,804.68		\$29,804.68
---	--	--------------------	--	--------------------

300 Purchased Professional and Technical Services

390 Other Purchased Professional and Technical Services		3,700.00		3,700.00
---	--	----------	--	----------

Total Purchased Professional and Technical Services		\$3,700.00		\$3,700.00
--	--	-------------------	--	-------------------

Total 1410 Drivers' Education		\$71,656.55		\$71,656.55
--------------------------------------	--	--------------------	--	--------------------

General Fund (10)

	<u>Elementary</u>	<u>Secondary</u>	<u>Federal</u>	<u>Total</u>
1440 Alternative Regular Education Programs				
300 <u>Purchased Professional and Technical Services</u>				
322 Professional Educational Services – Ius		223,923.00		223,923.00
329 Professional Educational Services – Other	202,502.16	413,947.37		616,449.53
390 Other Purchased Professional and Technical Services	80,570.65	59,468.44		140,039.09
Total Purchased Professional and Technical Services	\$283,072.81	\$697,338.81		\$980,411.62
500 <u>Other Purchased Services</u>				
561 Tuition To Other School Districts Within the State		60,471.86		60,471.86
Total Other Purchased Services		\$60,471.86		\$60,471.86
Total 1440 Alternative Regular Education Programs	\$283,072.81	\$757,810.67		\$1,040,883.48

General Fund (10)

	<u>Elementary</u>	<u>Secondary</u>	<u>Federal</u>	<u>Total</u>
1442 Alternative Education Programs				
300 <u>Purchased Professional and Technical Services</u>				
322 Professional Educational Services – Ius		223,923.00		223,923.00
329 Professional Educational Services – Other	202,502.16	413,947.37		616,449.53
390 Other Purchased Professional and Technical Services	80,570.65	59,468.44		140,039.09
Total Purchased Professional and Technical Services	\$283,072.81	\$697,338.81		\$980,411.62
500 <u>Other Purchased Services</u>				
561 Tuition To Other School Districts Within the State		60,471.86		60,471.86
Total Other Purchased Services		\$60,471.86		\$60,471.86
Total 1442 Alternative Education Programs	\$283,072.81	\$757,810.67		\$1,040,883.48

LEA : 105253903 General McLane SD

Printed 12/8/2023 11:34:47 AM

General Fund (10)

1500 Nonpublic School Programs

Elementary

Secondary

Federal

Total

300 Purchased Professional and Technical Services

323 Professional Educational Services – Other Educational Agencies

3,663.00

3,663.00

Total Purchased Professional and Technical Services

\$3,663.00

\$3,663.00

Total 1500 Nonpublic School Programs

\$3,663.00

\$3,663.00

LEA : 105253903 General McLane SD

Printed 12/8/2023 11:34:51 AM

General Fund (10)

2000 Support Services

Total

100 Personnel Services – Salaries

100 Personnel Services – Salaries 5,340,090.53

Total Personnel Services – Salaries \$5,340,090.53

200 Personnel Services – Employee Benefits

210 Group Insurance – Contracted Provider 5,624.34

220 Social Security Contributions 409,087.26

230 PSERS Retirement Contributions 1,838,162.43

240 Tuition Reimbursement 67,315.64

250 Unemployment Compensation (344.77)

260 Workers' Compensation 47,343.83

270 Group Insurance – Self-Insurance 1,514,669.90

Total Personnel Services – Employee Benefits \$3,881,858.63

300 Purchased Professional and Technical Services

310 Official / Administrative Services 363,459.26

329 Professional Educational Services – Other 119.00

330 Other Professional Services 149,085.12

340 Technical Services 58,407.28

350 Security / Safety Services 4,031.00

Total Purchased Professional and Technical Services \$575,101.66

400 Purchased Property Services

410 Cleaning Services 23,032.97

420 Utility Services 596,449.82

430 Repairs and Maintenance Services 191,608.56

460 Extermination Services 2,600.00

Total Purchased Property Services \$813,691.35

500 Other Purchased Services

513 Contracted Carriers 2,481.20

516 Student Transportation Services From the IU 47,504.63

520 Insurance – General 33,931.00

522 Automotive Liability Insurance 90,370.40

523 General Property and Liability Insurance 62,862.60

530 Communications 95,509.13

541 Advertising Related to Federal Grant Awards 7,420.28

580 Travel 26,491.48

591 Services Purchased Locally 2,083.08

595 IU Payments By Withholding 52,378.27

599 Other Miscellaneous Purchased Services 8,206.05

Total Other Purchased Services \$429,238.12

600 Supplies

610 General Supplies 650,325.32

620 Energy 223,747.10

640 Books and Periodicals 59,796.15

Total Supplies \$933,868.57

LEA : 105253903 General McLane SD

Printed 12/8/2023 11:34:51 AM

General Fund (10)

2000 Support Services

Total

700 Property

752 Capital Equipment – Original and Additional

258,291.71

Total Property

\$258,291.71

800 Other Objects

810 Dues and Fees

27,576.92

Total Other Objects

\$27,576.92

Total 2000 Support Services

\$12,259,717.49

General Fund (10)

	<u>Elementary</u>	<u>Secondary</u>	<u>Federal</u>	<u>Total</u>
2100 Support Services – Students				
100 Personnel Services – Salaries				
100 Personnel Services – Salaries	162,248.74	422,429.19		759,066.12
Total Personnel Services – Salaries	\$162,248.74	\$422,429.19		\$759,066.12
200 Personnel Services – Employee Benefits				
210 Group Insurance – Contracted Provider	200.13	369.69		695.08
220 Social Security Contributions	12,268.97	31,448.35		56,721.35
230 PSERS Retirement Contributions	57,208.81	148,948.61		267,646.76
250 Unemployment Compensation	(6.58)	(19.66)		(36.11)
260 Workers' Compensation	1,410.89	3,673.07		6,600.41
270 Group Insurance – Self-Insurance	44,632.37	132,864.58		255,446.20
Total Personnel Services – Employee Benefits	\$115,714.59	\$317,284.64		\$587,073.69
500 Other Purchased Services				
580 Travel	642.29	642.28		1,284.57
Total Other Purchased Services	\$642.29	\$642.28		\$1,284.57
600 Supplies				
610 General Supplies	6,721.43	6,461.22	642.91	23,799.81
Total Supplies	\$6,721.43	\$6,461.22	\$642.91	\$23,799.81
800 Other Objects				
810 Dues and Fees	860.00	860.00		1,720.00
Total Other Objects	\$860.00	\$860.00		\$1,720.00
Total 2100 Support Services – Students	\$286,187.05	\$747,677.33	\$642.91	\$1,372,944.19

LEA : 105253903 General McLane SD

Printed 12/8/2023 11:34:51 AM

General Fund (10)

	<u>Elementary</u>	<u>Secondary</u>	<u>Federal</u>	<u>Total</u>
2120 Guidance Services				
100 Personnel Services – Salaries				
100 Personnel Services – Salaries	77,287.61	337,468.32		414,755.93
Total Personnel Services – Salaries	\$77,287.61	\$337,468.32		\$414,755.93
200 Personnel Services – Employee Benefits				
210 Group Insurance – Contracted Provider	44.91	214.50		259.41
220 Social Security Contributions	5,813.50	24,993.56		30,807.06
230 PSERS Retirement Contributions	27,251.40	118,991.45		146,242.85
250 Unemployment Compensation	(3.29)	(16.37)		(19.66)
260 Workers' Compensation	671.87	2,934.55		3,606.42
270 Group Insurance – Self-Insurance	26,263.29	114,495.73		140,759.02
Total Personnel Services – Employee Benefits	\$60,041.68	\$261,613.42		\$321,655.10
600 Supplies				
610 General Supplies	2,628.53	2,175.21	642.91	5,446.65
Total Supplies	\$2,628.53	\$2,175.21	\$642.91	\$5,446.65
Total 2120 Guidance Services	\$139,957.82	\$601,256.95	\$642.91	\$741,857.68

General Fund (10)

	<u>Elementary</u>	<u>Secondary</u>	<u>Federal</u>	<u>Total</u>
2140 Psychological Services				
100 Personnel Services – Salaries				
100 Personnel Services – Salaries	84,961.13	84,960.87		169,922.00
Total Personnel Services – Salaries	\$84,961.13	\$84,960.87		\$169,922.00
200 Personnel Services – Employee Benefits				
210 Group Insurance – Contracted Provider	155.22	155.19		310.41
220 Social Security Contributions	6,455.47	6,454.79		12,910.26
230 PSERS Retirement Contributions	29,957.41	29,957.16		59,914.57
250 Unemployment Compensation	(3.29)	(3.29)		(6.58)
260 Workers' Compensation	739.02	738.52		1,477.54
270 Group Insurance – Self-Insurance	18,369.08	18,368.85		36,737.93
Total Personnel Services – Employee Benefits	\$55,672.91	\$55,671.22		\$111,344.13
500 Other Purchased Services				
580 Travel	642.29	642.28		1,284.57
Total Other Purchased Services	\$642.29	\$642.28		\$1,284.57
600 Supplies				
610 General Supplies	4,092.90	4,286.01		8,378.91
Total Supplies	\$4,092.90	\$4,286.01		\$8,378.91
800 Other Objects				
810 Dues and Fees	860.00	860.00		1,720.00
Total Other Objects	\$860.00	\$860.00		\$1,720.00
Total 2140 Psychological Services	\$146,229.23	\$146,420.38		\$292,649.61

LEA : 105253903 General McLane SD

Printed 12/8/2023 11:34:51 AM

General Fund (10)

2160 Social Work Services

Elementary

Secondary

Federal

Total

100 Personnel Services – Salaries

100 Personnel Services – Salaries

131,493.50

Total Personnel Services – Salaries

\$131,493.50

200 Personnel Services – Employee Benefits

210 Group Insurance – Contracted Provider

89.49

220 Social Security Contributions

9,860.48

230 PSERS Retirement Contributions

46,364.59

250 Unemployment Compensation

(6.58)

260 Workers' Compensation

1,143.41

270 Group Insurance – Self-Insurance

52,349.41

Total Personnel Services – Employee Benefits

\$109,800.80

Total 2160 Social Work Services

\$241,294.30

General Fund (10)

	<u>Elementary</u>	<u>Secondary</u>	<u>Federal</u>	<u>Total</u>
2200 Support Services – Instructional Staff				
100 Personnel Services – Salaries				
100 Personnel Services – Salaries	464,235.66	367,603.67	5,200.00	837,039.33
Total Personnel Services – Salaries	\$464,235.66	\$367,603.67	\$5,200.00	\$837,039.33
200 Personnel Services – Employee Benefits				
210 Group Insurance – Contracted Provider	397.46	369.19		766.65
220 Social Security Contributions	34,575.91	30,431.90	397.80	65,405.61
230 PSERS Retirement Contributions	160,711.20	129,479.07	1,833.52	292,023.79
240 Tuition Reimbursement	40,343.02	26,972.62		67,315.64
250 Unemployment Compensation	(27.76)	(25.21)	(0.13)	(53.10)
260 Workers' Compensation	4,036.81	3,523.93	45.22	7,605.96
270 Group Insurance – Self-Insurance	138,292.00	95,751.09		234,043.09
Total Personnel Services – Employee Benefits	\$378,328.64	\$286,502.59	\$2,276.41	\$667,107.64
300 Purchased Professional and Technical Services				
329 Professional Educational Services – Other	29.75	89.25		119.00
340 Technical Services	4,947.48	3,424.00		8,371.48
Total Purchased Professional and Technical Services	\$4,977.23	\$3,513.25		\$8,490.48
400 Purchased Property Services				
430 Repairs and Maintenance Services	21,314.20	31,254.39		52,568.59
Total Purchased Property Services	\$21,314.20	\$31,254.39		\$52,568.59
500 Other Purchased Services				
530 Communications	1,441.68	1,441.68		2,883.36
580 Travel	7,407.58	6,578.23		13,985.81
Total Other Purchased Services	\$8,849.26	\$8,019.91		\$16,869.17
600 Supplies				
610 General Supplies	102,083.13	107,312.60	173.61	209,569.34
640 Books and Periodicals	38,796.24	20,999.91		59,796.15
Total Supplies	\$140,879.37	\$128,312.51	\$173.61	\$269,365.49
700 Property				
752 Capital Equipment – Original and Additional	8,682.43	4,662.53		13,344.96
Total Property	\$8,682.43	\$4,662.53		\$13,344.96
800 Other Objects				
810 Dues and Fees	364.00	5,364.00		5,728.00
Total Other Objects	\$364.00	\$5,364.00		\$5,728.00
Total 2200 Support Services – Instructional Staff	\$1,027,630.79	\$835,232.85	\$7,650.02	\$1,870,513.66

General Fund (10)

	<u>Elementary</u>	<u>Secondary</u>	<u>Federal</u>	<u>Total</u>
2220 Technology Support Services				
100 Personnel Services – Salaries				
100 Personnel Services – Salaries	118,220.88	118,220.51		236,441.39
Total Personnel Services – Salaries	\$118,220.88	\$118,220.51		\$236,441.39
200 Personnel Services – Employee Benefits				
210 Group Insurance – Contracted Provider	93.03	93.03		186.06
220 Social Security Contributions	8,797.73	8,796.15		17,593.88
230 PSERS Retirement Contributions	41,174.21	41,173.68		82,347.89
250 Unemployment Compensation	(6.99)	(6.99)		(13.98)
260 Workers' Compensation	1,027.96	1,027.90		2,055.86
270 Group Insurance – Self-Insurance	42,035.32	42,034.76		84,070.08
Total Personnel Services – Employee Benefits	\$93,121.26	\$93,118.53		\$186,239.79
300 Purchased Professional and Technical Services				
340 Technical Services	4,234.98	2,906.50		7,141.48
Total Purchased Professional and Technical Services	\$4,234.98	\$2,906.50		\$7,141.48
400 Purchased Property Services				
430 Repairs and Maintenance Services	21,314.20	31,254.39		52,568.59
Total Purchased Property Services	\$21,314.20	\$31,254.39		\$52,568.59
500 Other Purchased Services				
530 Communications	1,441.68	1,441.68		2,883.36
580 Travel	1,559.95	1,559.95		3,119.90
Total Other Purchased Services	\$3,001.63	\$3,001.63		\$6,003.26
600 Supplies				
610 General Supplies	61,965.22	58,002.80		119,968.02
Total Supplies	\$61,965.22	\$58,002.80		\$119,968.02
700 Property				
752 Capital Equipment – Original and Additional	5,129.66	1,552.78		6,682.44
Total Property	\$5,129.66	\$1,552.78		\$6,682.44
800 Other Objects				
810 Dues and Fees	287.50	287.50		575.00
Total Other Objects	\$287.50	\$287.50		\$575.00
Total 2220 Technology Support Services	\$307,275.33	\$308,344.64		\$615,619.97

LEA : 105253903 General McLane SD

Printed 12/8/2023 11:34:51 AM

General Fund (10)

	<u>Elementary</u>	<u>Secondary</u>	<u>Federal</u>	<u>Total</u>
2250 School Library Services				
100 Personnel Services – Salaries				
100 Personnel Services – Salaries	198,070.65	114,210.85		312,281.50
Total Personnel Services – Salaries	\$198,070.65	\$114,210.85		\$312,281.50
200 Personnel Services – Employee Benefits				
210 Group Insurance – Contracted Provider	120.59	92.32		212.91
220 Social Security Contributions	14,685.93	8,637.41		23,323.34
230 PSERS Retirement Contributions	69,839.98	40,270.44		110,110.42
250 Unemployment Compensation	(11.58)	(11.75)		(23.33)
260 Workers' Compensation	1,722.32	992.98		2,715.30
270 Group Insurance – Self-Insurance	64,999.99	22,460.08		87,460.07
Total Personnel Services – Employee Benefits	\$151,357.23	\$72,441.48		\$223,798.71
300 Purchased Professional and Technical Services				
340 Technical Services	712.50	517.50		1,230.00
Total Purchased Professional and Technical Services	\$712.50	\$517.50		\$1,230.00
600 Supplies				
610 General Supplies	4,144.51	2,467.53		6,612.04
640 Books and Periodicals	38,624.88	20,828.55		59,453.43
Total Supplies	\$42,769.39	\$23,296.08		\$66,065.47
700 Property				
752 Capital Equipment – Original and Additional	413.08			413.08
Total Property	\$413.08			\$413.08
Total 2250 School Library Services	\$393,322.85	\$210,465.91		\$603,788.76

General Fund (10)

2260 Instruction and Curriculum Development Services	<u>Elementary</u>	<u>Secondary</u>	<u>Federal</u>	<u>Total</u>
100 Personnel Services – Salaries				
100 Personnel Services – Salaries	132,354.13	129,294.81		261,648.94
Total Personnel Services – Salaries	\$132,354.13	\$129,294.81		\$261,648.94
200 Personnel Services – Employee Benefits				
210 Group Insurance – Contracted Provider	183.84	183.84		367.68
220 Social Security Contributions	9,899.55	12,549.01		22,448.56
230 PSERS Retirement Contributions	46,668.12	46,667.87		93,335.99
250 Unemployment Compensation	(4.93)	(4.93)		(9.86)
260 Workers' Compensation	1,150.98	1,451.96		2,602.94
270 Group Insurance – Self-Insurance	31,256.69	31,256.25		62,512.94
Total Personnel Services – Employee Benefits	\$89,154.25	\$92,104.00		\$181,258.25
500 Other Purchased Services				
580 Travel	1,065.37	1,297.73		2,363.10
Total Other Purchased Services	\$1,065.37	\$1,297.73		\$2,363.10
600 Supplies				
610 General Supplies	17,248.04	28,185.88		45,433.92
Total Supplies	\$17,248.04	\$28,185.88		\$45,433.92
700 Property				
752 Capital Equipment – Original and Additional	3,139.69	3,109.75		6,249.44
Total Property	\$3,139.69	\$3,109.75		\$6,249.44
800 Other Objects				
810 Dues and Fees	24.50	5,024.50		5,049.00
Total Other Objects	\$24.50	\$5,024.50		\$5,049.00
Total 2260 Instruction and Curriculum Development Services	\$242,985.98	\$259,016.67		\$502,002.65

General Fund (10)

2270 Instructional Staff Professional Development Services

	<u>Elementary</u>	<u>Secondary</u>	<u>Federal</u>	<u>Total</u>
100 Personnel Services – Salaries				
100 Personnel Services – Salaries	15,590.00	5,877.50	5,200.00	26,667.50
Total Personnel Services – Salaries	\$15,590.00	\$5,877.50	\$5,200.00	\$26,667.50
200 Personnel Services – Employee Benefits				
220 Social Security Contributions	1,192.70	449.33	397.80	2,039.83
230 PSERS Retirement Contributions	3,028.89	1,367.08	1,833.52	6,229.49
240 Tuition Reimbursement	40,343.02	26,972.62		67,315.64
250 Unemployment Compensation	(4.26)	(1.54)	(0.13)	(5.93)
260 Workers' Compensation	135.55	51.09	45.22	231.86
Total Personnel Services – Employee Benefits	\$44,695.90	\$28,838.58	\$2,276.41	\$75,810.89
300 Purchased Professional and Technical Services				
329 Professional Educational Services – Other	29.75	89.25		119.00
Total Purchased Professional and Technical Services	\$29.75	\$89.25		\$119.00
500 Other Purchased Services				
580 Travel	4,782.26	3,720.55		8,502.81
Total Other Purchased Services	\$4,782.26	\$3,720.55		\$8,502.81
600 Supplies				
610 General Supplies	18,725.36	18,656.39	173.61	37,555.36
640 Books and Periodicals	171.36	171.36		342.72
Total Supplies	\$18,896.72	\$18,827.75	\$173.61	\$37,898.08
800 Other Objects				
810 Dues and Fees	52.00	52.00		104.00
Total Other Objects	\$52.00	\$52.00		\$104.00
Total 2270 Instructional Staff Professional Development Services	\$84,046.63	\$57,405.63	\$7,650.02	\$149,102.28

LEA : 105253903 General McLane SD

Printed 12/8/2023 11:34:51 AM

General Fund (10)

	<u>Elementary</u>	<u>Secondary</u>	<u>Federal</u>	<u>Total</u>
2300 Support Services – Administration				
100 Personnel Services – Salaries				
100 Personnel Services – Salaries	519,452.23	402,571.68		1,125,393.48
Total Personnel Services – Salaries	\$519,452.23	\$402,571.68		\$1,125,393.48
200 Personnel Services – Employee Benefits				
210 Group Insurance – Contracted Provider	683.45	576.57		1,781.50
220 Social Security Contributions	39,226.68	29,830.57		89,319.91
230 PSERS Retirement Contributions	178,186.23	141,703.21		391,163.85
250 Unemployment Compensation	(44.58)	(26.04)		(77.20)
260 Workers' Compensation	4,516.80	3,500.44		9,785.46
270 Group Insurance – Self-Insurance	124,285.82	131,730.50		319,479.14
Total Personnel Services – Employee Benefits	\$346,854.40	\$307,315.25		\$811,452.66
300 Purchased Professional and Technical Services				
310 Official / Administrative Services				363,459.26
330 Other Professional Services				148,968.12
340 Technical Services				11,529.09
Total Purchased Professional and Technical Services				\$523,956.47
500 Other Purchased Services				
520 Insurance – General				33,581.00
530 Communications	5,795.38	5,792.37		11,587.75
580 Travel	2,074.51	2,545.79		5,561.52
Total Other Purchased Services	\$7,869.89	\$8,338.16		\$50,730.27
600 Supplies				
610 General Supplies	22,154.03	37,233.13		92,107.26
Total Supplies	\$22,154.03	\$37,233.13		\$92,107.26
800 Other Objects				
810 Dues and Fees	1,449.00	1,274.00		19,373.06
Total Other Objects	\$1,449.00	\$1,274.00		\$19,373.06
Total 2300 Support Services – Administration	\$897,779.55	\$756,732.22		\$2,623,013.20

LEA : 105253903 General McLane SD

Printed 12/8/2023 11:34:51 AM

General Fund (10)

	<u>Elementary</u>	<u>Secondary</u>	<u>Federal</u>	<u>Total</u>
2310 Board Services				
100 Personnel Services – Salaries				
100 Personnel Services – Salaries				1,000.00
Total Personnel Services – Salaries				\$1,000.00
200 Personnel Services – Employee Benefits				
210 Group Insurance – Contracted Provider				2.59
220 Social Security Contributions				74.87
230 PSERS Retirement Contributions				352.74
250 Unemployment Compensation				(0.06)
260 Workers' Compensation				8.78
270 Group Insurance – Self-Insurance				478.27
Total Personnel Services – Employee Benefits				\$917.19
300 Purchased Professional and Technical Services				
310 Official / Administrative Services				2,922.62
330 Other Professional Services				22,409.00
340 Technical Services				3,137.74
Total Purchased Professional and Technical Services				\$28,469.36
500 Other Purchased Services				
520 Insurance – General				26,253.00
580 Travel				131.30
Total Other Purchased Services				\$26,384.30
600 Supplies				
610 General Supplies				7,451.16
Total Supplies				\$7,451.16
800 Other Objects				
810 Dues and Fees				14,463.06
Total Other Objects				\$14,463.06
Total 2310 Board Services				\$78,685.07

LEA : 105253903 General McLane SD

Printed 12/8/2023 11:34:51 AM

General Fund (10)

	<u>Elementary</u>	<u>Secondary</u>	<u>Federal</u>	<u>Total</u>
2330 Tax Assessment and Collection Services				
200 <u>Personnel Services – Employee Benefits</u>				
220 Social Security Contributions				4,873.47
Total Personnel Services – Employee Benefits				\$4,873.47
300 <u>Purchased Professional and Technical Services</u>				
310 Official / Administrative Services				95,088.24
340 Technical Services				5,789.25
Total Purchased Professional and Technical Services				\$100,877.49
500 <u>Other Purchased Services</u>				
520 Insurance – General				7,328.00
Total Other Purchased Services				\$7,328.00
600 <u>Supplies</u>				
610 General Supplies				4,242.04
Total Supplies				\$4,242.04
Total 2330 Tax Assessment and Collection Services				\$117,321.00

LEA : 105253903 General McLane SD

Printed 12/8/2023 11:34:51 AM

General Fund (10)

2350 Legal and Accounting Services

Elementary

Secondary

Federal

Total

300 Purchased Professional and Technical Services

330 Other Professional Services

126,559.12

Total Purchased Professional and Technical Services

\$126,559.12

Total 2350 Legal and Accounting Services

\$126,559.12

General Fund (10)

	<u>Elementary</u>	<u>Secondary</u>	<u>Federal</u>	<u>Total</u>
2360 Office of the Superintendent / Executive Director Services				
100 <u>Personnel Services – Salaries</u>				
100 Personnel Services – Salaries				202,369.57
Total Personnel Services – Salaries				\$202,369.57
200 <u>Personnel Services – Employee Benefits</u>				
210 Group Insurance – Contracted Provider				518.89
220 Social Security Contributions				15,314.32
230 PSERS Retirement Contributions				70,921.67
250 Unemployment Compensation				(6.52)
260 Workers' Compensation				1,759.44
270 Group Insurance – Self-Insurance				62,984.55
Total Personnel Services – Employee Benefits				\$151,492.35
300 <u>Purchased Professional and Technical Services</u>				
340 Technical Services				2,602.10
Total Purchased Professional and Technical Services				\$2,602.10
500 <u>Other Purchased Services</u>				
580 Travel				809.92
Total Other Purchased Services				\$809.92
600 <u>Supplies</u>				
610 General Supplies				21,026.90
Total Supplies				\$21,026.90
800 <u>Other Objects</u>				
810 Dues and Fees				2,187.00
Total Other Objects				\$2,187.00
Total 2360 Office of the Superintendent / Executive Director Services				\$380,487.84

LEA : 105253903 General McLane SD

Printed 12/8/2023 11:34:51 AM

General Fund (10)

	<u>Elementary</u>	<u>Secondary</u>	<u>Federal</u>	<u>Total</u>
2380 Office of the Principal Services				
100 Personnel Services – Salaries				
100 Personnel Services – Salaries	519,452.23	402,571.68		922,023.91
Total Personnel Services – Salaries	\$519,452.23	\$402,571.68		\$922,023.91
200 Personnel Services – Employee Benefits				
210 Group Insurance – Contracted Provider	683.45	576.57		1,260.02
220 Social Security Contributions	39,226.68	29,830.57		69,057.25
230 PSERS Retirement Contributions	178,186.23	141,703.21		319,889.44
250 Unemployment Compensation	(44.58)	(26.04)		(70.62)
260 Workers' Compensation	4,516.80	3,500.44		8,017.24
270 Group Insurance – Self-Insurance	124,285.82	131,730.50		256,016.32
Total Personnel Services – Employee Benefits	\$346,854.40	\$307,315.25		\$654,169.65
500 Other Purchased Services				
530 Communications	5,795.38	5,792.37		11,587.75
580 Travel	2,074.51	2,545.79		4,620.30
Total Other Purchased Services	\$7,869.89	\$8,338.16		\$16,208.05
600 Supplies				
610 General Supplies	22,154.03	37,233.13		59,387.16
Total Supplies	\$22,154.03	\$37,233.13		\$59,387.16
800 Other Objects				
810 Dues and Fees	1,449.00	1,274.00		2,723.00
Total Other Objects	\$1,449.00	\$1,274.00		\$2,723.00
Total 2380 Office of the Principal Services	\$897,779.55	\$756,732.22		\$1,654,511.77

LEA : 105253903 General McLane SD

Printed 12/8/2023 11:34:51 AM

General Fund (10)

2390 Other Administration Services

Elementary

Secondary

Federal

Total

300 Purchased Professional and Technical Services

310 Official / Administrative Services

265,448.40

Total Purchased Professional and Technical Services

\$265,448.40

Total 2390 Other Administration Services

\$265,448.40

General Fund (10)

	<u>Elementary</u>	<u>Secondary</u>	<u>Federal</u>	<u>Total</u>
2400 Support Services – Pupil Health				
100 Personnel Services – Salaries				
100 Personnel Services – Salaries				285,781.69
Total Personnel Services – Salaries				\$285,781.69
200 Personnel Services – Employee Benefits				
210 Group Insurance – Contracted Provider				179.64
220 Social Security Contributions				21,354.69
230 PSERS Retirement Contributions				100,766.63
250 Unemployment Compensation				77.05
260 Workers' Compensation				2,498.94
270 Group Insurance – Self-Insurance				79,635.81
Total Personnel Services – Employee Benefits				\$204,512.76
300 Purchased Professional and Technical Services				
330 Other Professional Services				117.00
Total Purchased Professional and Technical Services				\$117.00
600 Supplies				
610 General Supplies				12,932.06
Total Supplies				\$12,932.06
700 Property				
752 Capital Equipment – Original and Additional				305.00
Total Property				\$305.00
Total 2400 Support Services – Pupil Health				\$503,648.51

LEA : 105253903 General McLane SD

Printed 12/8/2023 11:34:51 AM

General Fund (10)

2420 Medical Services

Elementary

Secondary

Federal

Total

100 Personnel Services – Salaries

100 Personnel Services – Salaries

45,298.09

Total Personnel Services – Salaries

\$45,298.09

200 Personnel Services – Employee Benefits

220 Social Security Contributions

3,465.45

230 PSERS Retirement Contributions

15,972.12

250 Unemployment Compensation

90.02

260 Workers' Compensation

407.74

Total Personnel Services – Employee Benefits

\$19,935.33

Total 2420 Medical Services

\$65,233.42

General Fund (10)

2440 Nursing Services

	<u>Elementary</u>	<u>Secondary</u>	<u>Federal</u>	<u>Total</u>
100 Personnel Services – Salaries				
100 Personnel Services – Salaries				240,483.60
Total Personnel Services – Salaries				\$240,483.60
200 Personnel Services – Employee Benefits				
210 Group Insurance – Contracted Provider				179.64
220 Social Security Contributions				17,889.24
230 PSERS Retirement Contributions				84,794.51
250 Unemployment Compensation				(12.97)
260 Workers' Compensation				2,091.20
270 Group Insurance – Self-Insurance				79,635.81
Total Personnel Services – Employee Benefits				\$184,577.43
300 Purchased Professional and Technical Services				
330 Other Professional Services				117.00
Total Purchased Professional and Technical Services				\$117.00
600 Supplies				
610 General Supplies				12,932.06
Total Supplies				\$12,932.06
700 Property				
752 Capital Equipment – Original and Additional				305.00
Total Property				\$305.00
Total 2440 Nursing Services				\$438,415.09

General Fund (10)

	<u>Elementary</u>	<u>Secondary</u>	<u>Federal</u>	<u>Total</u>
2500 Support Services – Business				
100 Personnel Services – Salaries				
100 Personnel Services – Salaries				261,150.91
Total Personnel Services – Salaries				\$261,150.91
200 Personnel Services – Employee Benefits				
210 Group Insurance – Contracted Provider				235.39
220 Social Security Contributions				19,656.19
230 PSERS Retirement Contributions				92,081.89
250 Unemployment Compensation				(13.69)
260 Workers' Compensation				2,270.73
270 Group Insurance – Self-Insurance				46,104.24
Total Personnel Services – Employee Benefits				\$160,334.75
300 Purchased Professional and Technical Services				
340 Technical Services				7,593.09
Total Purchased Professional and Technical Services				\$7,593.09
500 Other Purchased Services				
520 Insurance – General				350.00
530 Communications				3,968.83
541 Advertising Related to Federal Grant Awards				7,420.28
580 Travel				179.00
Total Other Purchased Services				\$11,918.11
600 Supplies				
610 General Supplies				23,043.02
Total Supplies				\$23,043.02
800 Other Objects				
810 Dues and Fees				340.00
Total Other Objects				\$340.00
Total 2500 Support Services – Business				\$464,379.88

General Fund (10)

	<u>Elementary</u>	<u>Secondary</u>	<u>Federal</u>	<u>Total</u>
2510 Fiscal Services				
100 Personnel Services – Salaries				
100 Personnel Services – Salaries				261,150.91
Total Personnel Services – Salaries				\$261,150.91
200 Personnel Services – Employee Benefits				
210 Group Insurance – Contracted Provider				235.39
220 Social Security Contributions				19,656.19
230 PSERS Retirement Contributions				92,081.89
250 Unemployment Compensation				(13.69)
260 Workers' Compensation				2,270.73
270 Group Insurance – Self-Insurance				46,104.24
Total Personnel Services – Employee Benefits				\$160,334.75
300 Purchased Professional and Technical Services				
340 Technical Services				7,593.09
Total Purchased Professional and Technical Services				\$7,593.09
500 Other Purchased Services				
520 Insurance – General				350.00
530 Communications				3,968.83
541 Advertising Related to Federal Grant Awards				7,420.28
580 Travel				179.00
Total Other Purchased Services				\$11,918.11
600 Supplies				
610 General Supplies				23,043.02
Total Supplies				\$23,043.02
800 Other Objects				
810 Dues and Fees				340.00
Total Other Objects				\$340.00
Total 2510 Fiscal Services				\$464,379.88

LEA : 105253903 General McLane SD

Printed 12/8/2023 11:34:51 AM

General Fund (10)

	<u>Elementary</u>	<u>Secondary</u>	<u>Federal</u>	<u>Total</u>
2511 Supervision of Fiscal Services - Head of Component				
100 <u>Personnel Services – Salaries</u>				
100 Personnel Services – Salaries				174,657.45
Total Personnel Services – Salaries				\$174,657.45
200 <u>Personnel Services – Employee Benefits</u>				
210 Group Insurance – Contracted Provider				173.84
220 Social Security Contributions				13,252.27
230 PSERS Retirement Contributions				61,584.20
250 Unemployment Compensation				(7.12)
260 Workers' Compensation				1,518.79
270 Group Insurance – Self-Insurance				19,973.17
Total Personnel Services – Employee Benefits				\$96,495.15
300 <u>Purchased Professional and Technical Services</u>				
340 Technical Services				7,593.09
Total Purchased Professional and Technical Services				\$7,593.09
500 <u>Other Purchased Services</u>				
520 Insurance – General				350.00
530 Communications				3,968.83
541 Advertising Related to Federal Grant Awards				7,420.28
580 Travel				179.00
Total Other Purchased Services				\$11,918.11
600 <u>Supplies</u>				
610 General Supplies				23,043.02
Total Supplies				\$23,043.02
800 <u>Other Objects</u>				
810 Dues and Fees				340.00
Total Other Objects				\$340.00
Total 2511 Supervision of Fiscal Services - Head of Component				\$314,046.82

LEA : 105253903 General McLane SD

Printed 12/8/2023 11:34:51 AM

General Fund (10)

2513 Receiving and Disbursing Funds Services	<u>Elementary</u>	<u>Secondary</u>	<u>Federal</u>	<u>Total</u>
100 Personnel Services – Salaries				
100 Personnel Services – Salaries				43,284.00
Total Personnel Services – Salaries				\$43,284.00
200 Personnel Services – Employee Benefits				
210 Group Insurance – Contracted Provider				35.77
220 Social Security Contributions				3,212.54
230 PSERS Retirement Contributions				15,261.99
250 Unemployment Compensation				(3.29)
260 Workers' Compensation				376.29
270 Group Insurance – Self-Insurance				25,773.99
Total Personnel Services – Employee Benefits				\$44,657.29
Total 2513 Receiving and Disbursing Funds Services				\$87,941.29

LEA : 105253903 General McLane SD

Printed 12/8/2023 11:34:51 AM

General Fund (10)

2514 Payroll Services

100 Personnel Services – Salaries

	<u>Elementary</u>	<u>Secondary</u>	<u>Federal</u>	<u>Total</u>
100 Personnel Services – Salaries				43,209.46
Total Personnel Services – Salaries				\$43,209.46
200 Personnel Services – Employee Benefits				
210 Group Insurance – Contracted Provider				25.78
220 Social Security Contributions				3,191.38
230 PSERS Retirement Contributions				15,235.70
250 Unemployment Compensation				(3.28)
260 Workers' Compensation				375.65
270 Group Insurance – Self-Insurance				357.08
Total Personnel Services – Employee Benefits				\$19,182.31
Total 2514 Payroll Services				\$62,391.77

General Fund (10)

	<u>Elementary</u>	<u>Secondary</u>	<u>Federal</u>	<u>Total</u>
2600 Operation and Maintenance of Plant Services				
100 Personnel Services – Salaries				
100 Personnel Services – Salaries				1,159,962.31
Total Personnel Services – Salaries				\$1,159,962.31
200 Personnel Services – Employee Benefits				
210 Group Insurance – Contracted Provider				1,190.65
220 Social Security Contributions				86,690.04
230 PSERS Retirement Contributions				407,683.83
250 Unemployment Compensation				(120.11)
260 Workers' Compensation				10,065.47
270 Group Insurance – Self-Insurance				442,751.20
Total Personnel Services – Employee Benefits				\$948,261.08
300 Purchased Professional and Technical Services				
350 Security / Safety Services				4,031.00
Total Purchased Professional and Technical Services				\$4,031.00
400 Purchased Property Services				
410 Cleaning Services				16,856.93
420 Utility Services				578,856.06
430 Repairs and Maintenance Services				139,039.97
460 Extermination Services				2,600.00
Total Purchased Property Services				\$737,352.96
500 Other Purchased Services				
523 General Property and Liability Insurance				62,862.60
530 Communications				45,414.29
580 Travel				4,237.51
599 Other Miscellaneous Purchased Services				1,900.00
Total Other Purchased Services				\$114,414.40
600 Supplies				
610 General Supplies	105,289.75	103,470.76		208,760.51
Total Supplies	\$105,289.75	\$103,470.76		\$208,760.51
700 Property				
752 Capital Equipment – Original and Additional				242,248.60
Total Property				\$242,248.60
800 Other Objects				
810 Dues and Fees				300.86
Total Other Objects				\$300.86
Total 2600 Operation and Maintenance of Plant Services	\$105,289.75	\$103,470.76		\$3,415,331.72

General Fund (10)

2610 Supervision of Operation and Maintenance of Plant Services

Elementary

Secondary

Federal

Total

100 Personnel Services – Salaries

100 Personnel Services – Salaries

68,401.00

Total Personnel Services – Salaries

\$68,401.00

200 Personnel Services – Employee Benefits

210 Group Insurance – Contracted Provider

148.90

220 Social Security Contributions

5,137.07

230 PSERS Retirement Contributions

24,118.10

250 Unemployment Compensation

(3.29)

260 Workers' Compensation

594.83

270 Group Insurance – Self-Insurance

26,263.18

Total Personnel Services – Employee Benefits

\$56,258.79

Total 2610 Supervision of Operation and Maintenance of Plant Services

\$124,659.79

General Fund (10)

	<u>Elementary</u>	<u>Secondary</u>	<u>Federal</u>	<u>Total</u>
2611 Supervision of Operation and Maintenance of Plant Services – Head of Component				
100 Personnel Services – Salaries				
100 Personnel Services – Salaries				51,300.81
Total Personnel Services – Salaries				\$51,300.81
200 Personnel Services – Employee Benefits				
210 Group Insurance – Contracted Provider				111.68
220 Social Security Contributions				3,852.98
230 PSERS Retirement Contributions				18,088.45
250 Unemployment Compensation				(2.47)
260 Workers' Compensation				446.12
270 Group Insurance – Self-Insurance				19,697.66
Total Personnel Services – Employee Benefits				\$42,194.42
Total 2611 Supervision of Operation and Maintenance of Plant Services – Head of Component				\$93,495.23

General Fund (10)

	<u>Elementary</u>	<u>Secondary</u>	<u>Federal</u>	<u>Total</u>
2619 Supervision of Operation and Maintenance of Plant Services – All Other Supervision				
100 Personnel Services – Salaries				
100 Personnel Services – Salaries				17,100.19
Total Personnel Services – Salaries				\$17,100.19
200 Personnel Services – Employee Benefits				
210 Group Insurance – Contracted Provider				37.22
220 Social Security Contributions				1,284.09
230 PSERS Retirement Contributions				6,029.65
250 Unemployment Compensation				(0.82)
260 Workers' Compensation				148.71
270 Group Insurance – Self-Insurance				6,565.52
Total Personnel Services – Employee Benefits				\$14,064.37
Total 2619 Supervision of Operation and Maintenance of Plant Services – All Other Supervision				\$31,164.56

General Fund (10)

	<u>Elementary</u>	<u>Secondary</u>	<u>Federal</u>	<u>Total</u>
2620 Operation of Buildings Services				
100 Personnel Services – Salaries				
100 Personnel Services – Salaries				950,518.68
Total Personnel Services – Salaries				\$950,518.68
200 Personnel Services – Employee Benefits				
210 Group Insurance – Contracted Provider				826.56
220 Social Security Contributions				70,949.91
230 PSERS Retirement Contributions				333,834.04
250 Unemployment Compensation				(105.71)
260 Workers' Compensation				8,244.24
270 Group Insurance – Self-Insurance				371,232.85
Total Personnel Services – Employee Benefits				\$784,981.89
400 Purchased Property Services				
410 Cleaning Services				16,856.93
420 Utility Services				578,856.06
430 Repairs and Maintenance Services				127,524.43
460 Extermination Services				2,600.00
Total Purchased Property Services				\$725,837.42
500 Other Purchased Services				
523 General Property and Liability Insurance				62,862.60
530 Communications				44,475.89
580 Travel				292.94
599 Other Miscellaneous Purchased Services				1,900.00
Total Other Purchased Services				\$109,531.43
600 Supplies				
610 General Supplies	84,347.05	81,637.14		165,984.19
Total Supplies	\$84,347.05	\$81,637.14		\$165,984.19
700 Property				
752 Capital Equipment – Original and Additional				118,970.61
Total Property				\$118,970.61
800 Other Objects				
810 Dues and Fees				35.00
Total Other Objects				\$35.00
Total 2620 Operation of Buildings Services	\$84,347.05	\$81,637.14		\$2,855,859.22

General Fund (10)

	<u>Elementary</u>	<u>Secondary</u>	<u>Federal</u>	<u>Total</u>
2630 Care and Upkeep of Grounds Services				
100 Personnel Services – Salaries				
100 Personnel Services – Salaries				42,030.14
Total Personnel Services – Salaries				\$42,030.14
200 Personnel Services – Employee Benefits				
210 Group Insurance – Contracted Provider				35.77
220 Social Security Contributions				3,115.87
230 PSERS Retirement Contributions				14,819.84
250 Unemployment Compensation				(3.29)
260 Workers' Compensation				365.48
270 Group Insurance – Self-Insurance				25,773.99
Total Personnel Services – Employee Benefits				\$44,107.66
400 Purchased Property Services				
430 Repairs and Maintenance Services				3,263.70
Total Purchased Property Services				\$3,263.70
600 Supplies				
610 General Supplies	6,142.81	6,931.75		13,074.56
Total Supplies	\$6,142.81	\$6,931.75		\$13,074.56
700 Property				
752 Capital Equipment – Original and Additional				76,864.57
Total Property				\$76,864.57
Total 2630 Care and Upkeep of Grounds Services	\$6,142.81	\$6,931.75		\$179,340.63

LEA : 105253903 General McLane SD

Printed 12/8/2023 11:34:51 AM

General Fund (10)

2650 Vehicle Operation and Maintenance Services (Other Than Student Transportation Vehicles)	<u>Elementary</u>	<u>Secondary</u>	<u>Federal</u>	<u>Total</u>
400 <u>Purchased Property Services</u>				
430 Repairs and Maintenance Services				8,251.84
Total Purchased Property Services				\$8,251.84
Total 2650 Vehicle Operation and Maintenance Services (Other Than Student Transportation Vehicles)				\$8,251.84

General Fund (10)

2660 Safety and Security Services

100 Personnel Services – Salaries

	<u>Elementary</u>	<u>Secondary</u>	<u>Federal</u>	<u>Total</u>
100 Personnel Services – Salaries				99,012.49
Total Personnel Services – Salaries				\$99,012.49

200 Personnel Services – Employee Benefits

210 Group Insurance – Contracted Provider				179.42
220 Social Security Contributions				7,487.19
230 PSERS Retirement Contributions				34,911.85
250 Unemployment Compensation				(7.82)
260 Workers' Compensation				860.92
270 Group Insurance – Self-Insurance				19,481.18
Total Personnel Services – Employee Benefits				\$62,912.74

300 Purchased Professional and Technical Services

350 Security / Safety Services				4,031.00
Total Purchased Professional and Technical Services				\$4,031.00

500 Other Purchased Services

530 Communications				938.40
580 Travel				3,944.57
Total Other Purchased Services				\$4,882.97

600 Supplies

610 General Supplies	14,799.89	14,901.87		29,701.76
Total Supplies	\$14,799.89	\$14,901.87		\$29,701.76

700 Property

752 Capital Equipment – Original and Additional				46,413.42
Total Property				\$46,413.42

800 Other Objects

810 Dues and Fees				265.86
Total Other Objects				\$265.86

Total 2660 Safety and Security Services

	\$14,799.89	\$14,901.87		\$247,220.24
--	--------------------	--------------------	--	---------------------

LEA : 105253903 General McLane SD

Printed 12/8/2023 11:34:51 AM

General Fund (10)

	<u>Elementary</u>	<u>Secondary</u>	<u>Federal</u>	<u>Total</u>
2700 Student Transportation Services				
100 Personnel Services – Salaries				
100 Personnel Services – Salaries			1,489.33	853,242.01
Total Personnel Services – Salaries			\$1,489.33	\$853,242.01
200 Personnel Services – Employee Benefits				
210 Group Insurance – Contracted Provider			1.21	697.83
220 Social Security Contributions			113.94	65,627.48
230 PSERS Retirement Contributions			525.13	269,248.39
250 Unemployment Compensation				(119.14)
260 Workers' Compensation			12.96	8,008.53
270 Group Insurance – Self-Insurance				122,437.04
Total Personnel Services – Employee Benefits			\$653.24	\$465,900.13
300 Purchased Professional and Technical Services				
340 Technical Services				30,913.62
Total Purchased Professional and Technical Services				\$30,913.62
400 Purchased Property Services				
410 Cleaning Services				6,176.04
420 Utility Services				17,593.76
Total Purchased Property Services				\$23,769.80
500 Other Purchased Services				
513 Contracted Carriers				2,481.20
516 Student Transportation Services From the IU				47,504.63
522 Automotive Liability Insurance				90,370.40
530 Communications				31,654.90
591 Services Purchased Locally				2,083.08
599 Other Miscellaneous Purchased Services				6,306.05
Total Other Purchased Services				\$180,400.26
600 Supplies				
610 General Supplies				80,113.32
620 Energy				223,747.10
Total Supplies				\$303,860.42
700 Property				
752 Capital Equipment – Original and Additional				2,393.15
Total Property				\$2,393.15
800 Other Objects				
810 Dues and Fees				115.00
Total Other Objects				\$115.00
Total 2700 Student Transportation Services			\$2,142.57	\$1,860,594.39

LEA : 105253903 General McLane SD

Printed 12/8/2023 11:34:51 AM

General Fund (10)

	<u>Elementary</u>	<u>Secondary</u>	<u>Federal</u>	<u>Total</u>
2720 Vehicle Operation Services				
100 Personnel Services – Salaries				
100 Personnel Services – Salaries			1,489.33	760,116.44
Total Personnel Services – Salaries			\$1,489.33	\$760,116.44
200 Personnel Services – Employee Benefits				
210 Group Insurance – Contracted Provider			1.21	621.48
220 Social Security Contributions			113.94	58,524.38
230 PSERS Retirement Contributions			525.13	236,413.63
250 Unemployment Compensation				(109.22)
260 Workers' Compensation			12.96	6,715.21
270 Group Insurance – Self-Insurance				117,617.21
Total Personnel Services – Employee Benefits			\$653.24	\$419,782.69
300 Purchased Professional and Technical Services				
340 Technical Services				30,401.59
Total Purchased Professional and Technical Services				\$30,401.59
400 Purchased Property Services				
410 Cleaning Services				5,831.74
420 Utility Services				17,593.76
Total Purchased Property Services				\$23,425.50
500 Other Purchased Services				
516 Student Transportation Services From the IU				47,504.63
522 Automotive Liability Insurance				77,458.35
530 Communications				26,934.51
591 Services Purchased Locally				1,770.62
599 Other Miscellaneous Purchased Services				5,493.75
Total Other Purchased Services				\$159,161.86
600 Supplies				
610 General Supplies				68,945.96
620 Energy				190,028.54
Total Supplies				\$258,974.50
700 Property				
752 Capital Equipment – Original and Additional				2,393.15
Total Property				\$2,393.15
800 Other Objects				
810 Dues and Fees				115.00
Total Other Objects				\$115.00
Total 2720 Vehicle Operation Services			\$2,142.57	\$1,654,370.73

General Fund (10)

	<u>Elementary</u>	<u>Secondary</u>	<u>Federal</u>	<u>Total</u>
2750 Nonpublic Transportation				
100 <u>Personnel Services – Salaries</u>				
100 Personnel Services – Salaries				93,125.57
Total Personnel Services – Salaries				\$93,125.57
200 <u>Personnel Services – Employee Benefits</u>				
210 Group Insurance – Contracted Provider				76.35
220 Social Security Contributions				7,103.10
230 PSERS Retirement Contributions				32,834.76
250 Unemployment Compensation				(9.92)
260 Workers' Compensation				1,293.32
270 Group Insurance – Self-Insurance				4,819.83
Total Personnel Services – Employee Benefits				\$46,117.44
300 <u>Purchased Professional and Technical Services</u>				
340 Technical Services				512.03
Total Purchased Professional and Technical Services				\$512.03
400 <u>Purchased Property Services</u>				
410 Cleaning Services				344.30
Total Purchased Property Services				\$344.30
500 <u>Other Purchased Services</u>				
513 Contracted Carriers				2,481.20
522 Automotive Liability Insurance				12,912.05
530 Communications				4,720.39
591 Services Purchased Locally				312.46
599 Other Miscellaneous Purchased Services				812.30
Total Other Purchased Services				\$21,238.40
600 <u>Supplies</u>				
610 General Supplies				11,167.36
620 Energy				33,718.56
Total Supplies				\$44,885.92
Total 2750 Nonpublic Transportation				\$206,223.66

General Fund (10)

2800 Support Services – Central

	<u>Elementary</u>	<u>Secondary</u>	<u>Federal</u>	<u>Total</u>
--	-------------------	------------------	----------------	--------------

100 Personnel Services – Salaries

100 Personnel Services – Salaries				58,454.68
-----------------------------------	--	--	--	-----------

Total Personnel Services – Salaries

\$58,454.68

200 Personnel Services – Employee Benefits

210 Group Insurance – Contracted Provider				77.60
---	--	--	--	-------

220 Social Security Contributions				4,311.99
-----------------------------------	--	--	--	----------

230 PSERS Retirement Contributions				17,547.29
------------------------------------	--	--	--	-----------

250 Unemployment Compensation				(2.47)
-------------------------------	--	--	--	--------

260 Workers' Compensation				508.33
---------------------------	--	--	--	--------

270 Group Insurance – Self-Insurance				14,773.18
--------------------------------------	--	--	--	-----------

Total Personnel Services – Employee Benefits

\$37,215.92

500 Other Purchased Services

580 Travel				1,243.07
------------	--	--	--	----------

Total Other Purchased Services

\$1,243.07

Total 2800 Support Services – Central

\$96,913.67

LEA : 105253903 General McLane SD

Printed 12/8/2023 11:34:51 AM

General Fund (10)

2810 Planning, Research, Development and Evaluation Services

Elementary

Secondary

Federal

Total

500 Other Purchased Services

580 Travel

1,243.07

Total Other Purchased Services

\$1,243.07

Total 2810 Planning, Research, Development and Evaluation Services

\$1,243.07

LEA : 105253903 General McLane SD

Printed 12/8/2023 11:34:51 AM

General Fund (10)

2820 Information Services

Elementary

Secondary

Federal

Total

100 Personnel Services – Salaries

100 Personnel Services – Salaries

58,454.68

Total Personnel Services – Salaries

\$58,454.68

200 Personnel Services – Employee Benefits

210 Group Insurance – Contracted Provider

77.60

220 Social Security Contributions

4,311.99

230 PSERS Retirement Contributions

17,547.29

250 Unemployment Compensation

(2.47)

260 Workers' Compensation

508.33

270 Group Insurance – Self-Insurance

14,773.18

Total Personnel Services – Employee Benefits

\$37,215.92

Total 2820 Information Services

\$95,670.60

LEA : 105253903 General McLane SD

Printed 12/8/2023 11:34:51 AM

General Fund (10)

2821 Supervision of Information Services

Elementary

Secondary

Federal

Total

100 Personnel Services – Salaries

100 Personnel Services – Salaries

58,454.68

Total Personnel Services – Salaries

\$58,454.68

200 Personnel Services – Employee Benefits

210 Group Insurance – Contracted Provider

77.60

220 Social Security Contributions

4,311.99

230 PSERS Retirement Contributions

17,547.29

250 Unemployment Compensation

(2.47)

260 Workers' Compensation

508.33

270 Group Insurance – Self-Insurance

14,773.18

Total Personnel Services – Employee Benefits

\$37,215.92

Total 2821 Supervision of Information Services

\$95,670.60

LEA : 105253903 General McLane SD

Printed 12/8/2023 11:34:51 AM

General Fund (10)

2900 Other Support Services

Elementary

Secondary

Federal

Total

500 Other Purchased Services

595 IU Payments By Withholding

52,378.27

Total Other Purchased Services

\$52,378.27

Total 2900 Other Support Services

\$52,378.27

LEA : 105253903 General McLane SD

Printed 12/8/2023 11:34:51 AM

General Fund (10)

2910 Support Services Not Listed Elsewhere In the 2000 Series

Elementary

Secondary

Federal

Total

500 Other Purchased Services

595 IU Payments By Withholding

52,378.27

Total Other Purchased Services

\$52,378.27

Total 2910 Support Services Not Listed Elsewhere In the 2000 Series

\$52,378.27

LEA : 105253903 General McLane SD

Printed 12/8/2023 11:34:56 AM

General Fund (10)

3000 Operation of Non-Instructional Services	<u>Total</u>
100 Personnel Services – Salaries	
100 Personnel Services – Salaries	633,960.04
Total Personnel Services – Salaries	\$633,960.04
200 Personnel Services – Employee Benefits	
210 Group Insurance – Contracted Provider	196.92
220 Social Security Contributions	48,057.72
230 PSERS Retirement Contributions	214,551.48
250 Unemployment Compensation	(98.80)
260 Workers’ Compensation	5,488.52
270 Group Insurance – Self-Insurance	31,085.40
Total Personnel Services – Employee Benefits	\$299,281.24
300 Purchased Professional and Technical Services	
330 Other Professional Services	28,990.00
350 Security / Safety Services	13,398.00
390 Other Purchased Professional and Technical Services	40,281.00
Total Purchased Professional and Technical Services	\$82,669.00
400 Purchased Property Services	
430 Repairs and Maintenance Services	6,751.85
Total Purchased Property Services	\$6,751.85
500 Other Purchased Services	
530 Communications	261.18
580 Travel	27,848.72
591 Services Purchased Locally	293.02
599 Other Miscellaneous Purchased Services	18,581.04
Total Other Purchased Services	\$46,983.96
600 Supplies	
610 General Supplies	36,963.39
Total Supplies	\$36,963.39
700 Property	
752 Capital Equipment – Original and Additional	37,704.68
Total Property	\$37,704.68
800 Other Objects	
810 Dues and Fees	1,468.96
Total Other Objects	\$1,468.96
Total 3000 Operation of Non-Instructional Services	\$1,145,783.12

General Fund (10)

3200 Student Activities

Elementary Secondary Federal Total

100	<u>Personnel Services – Salaries</u>				
	100 Personnel Services – Salaries				633,960.04
Total Personnel Services – Salaries					\$633,960.04
200	<u>Personnel Services – Employee Benefits</u>				
	210 Group Insurance – Contracted Provider				196.92
	220 Social Security Contributions				48,057.72
	230 PSERS Retirement Contributions				214,551.48
	250 Unemployment Compensation				(98.80)
	260 Workers' Compensation				5,488.52
	270 Group Insurance – Self-Insurance				31,085.40
Total Personnel Services – Employee Benefits					\$299,281.24
300	<u>Purchased Professional and Technical Services</u>				
	330 Other Professional Services				28,990.00
	350 Security / Safety Services				13,398.00
	390 Other Purchased Professional and Technical Services				40,281.00
Total Purchased Professional and Technical Services					\$82,669.00
400	<u>Purchased Property Services</u>				
	430 Repairs and Maintenance Services				6,751.85
Total Purchased Property Services					\$6,751.85
500	<u>Other Purchased Services</u>				
	530 Communications				261.18
	580 Travel				27,848.72
	591 Services Purchased Locally				293.02
	599 Other Miscellaneous Purchased Services				18,581.04
Total Other Purchased Services					\$46,983.96
600	<u>Supplies</u>				
	610 General Supplies				36,963.39
Total Supplies					\$36,963.39
700	<u>Property</u>				
	752 Capital Equipment – Original and Additional				37,704.68
Total Property					\$37,704.68
800	<u>Other Objects</u>				
	810 Dues and Fees				1,468.96
Total Other Objects					\$1,468.96
Total 3200 Student Activities					\$1,145,783.12

General Fund (10)

4000 Facilities Acquisition, Construction and Improvement Services

Total

700 Property

762 Capitalized Equipment - Replacement

3,423,865.57

Total Property

\$3,423,865.57

Total 4000 Facilities Acquisition, Construction and Improvement Services

\$3,423,865.57

LEA : 105253903 General McLane SD

Printed 12/8/2023 11:34:58 AM

General Fund (10)

4600 Existing Building Improvement Services

Elementary

Secondary

Federal

Total

700 Property

762 Capitalized Equipment - Replacement

3,423,865.57

3,423,865.57

Total Property

\$3,423,865.57

\$3,423,865.57

Total 4600 Existing Building Improvement Services

\$3,423,865.57

\$3,423,865.57

LEA : 105253903 General McLane SD

Printed 12/8/2023 11:35:02 AM

General Fund (10)

5000 Other Expenditures and Financing Uses

Total

800 Other Objects

880 Refunds of Prior Years' Receipts

4,197.00

Total Other Objects

\$4,197.00

900 Other Uses of Funds

939 Other Fund Transfers

260,174.89

940 Transfers To Component Units

1,431.90

Total Other Uses of Funds

\$261,606.79

Total 5000 Other Expenditures and Financing Uses

\$265,803.79

LEA : 105253903 General McLane SD

Printed 12/8/2023 11:35:02 AM

General Fund (10)

5100 Debt Service / Other Expenditures and Financing Uses	<u>Elementary</u>	<u>Secondary</u>	<u>Federal</u>	<u>Total</u>
800 <u>Other Objects</u>				
880 Refunds of Prior Years' Receipts				4,197.00
Total Other Objects				\$4,197.00
Total 5100 Debt Service / Other Expenditures and Financing Uses				\$4,197.00

LEA : 105253903 General McLane SD

Printed 12/8/2023 11:35:02 AM

General Fund (10)

	<u>Elementary</u>	<u>Secondary</u>	<u>Federal</u>	<u>Total</u>
5130 Refund of Prior Year Revenues / Receipts				
800 <u>Other Objects</u>				
880 Refunds of Prior Years' Receipts				4,197.00
Total Other Objects				\$4,197.00
Total 5130 Refund of Prior Year Revenues / Receipts				\$4,197.00

LEA : 105253903 General McLane SD

Printed 12/8/2023 11:35:02 AM

General Fund (10)

	<u>Elementary</u>	<u>Secondary</u>	<u>Federal</u>	<u>Total</u>
5200 Interfund Transfers – Out				
900 <u>Other Uses of Funds</u>				
939 Other Fund Transfers				260,174.89
Total Other Uses of Funds				\$260,174.89
Total 5200 Interfund Transfers – Out				\$260,174.89

LEA : 105253903 General McLane SD

Printed 12/8/2023 11:35:02 AM

General Fund (10)

5230 Capital Projects Fund Transfers

Elementary

Secondary

Federal

Total

900 Other Uses of Funds

939 Other Fund Transfers

260,174.89

Total Other Uses of Funds

\$260,174.89

Total 5230 Capital Projects Fund Transfers

\$260,174.89

LEA : 105253903 General McLane SD

Printed 12/8/2023 11:35:02 AM

General Fund (10)

	<u>Elementary</u>	<u>Secondary</u>	<u>Federal</u>	<u>Total</u>
5300 Transfers Out to Component Units/Primary Governments				
900 <u>Other Uses of Funds</u>				
940 Transfers To Component Units				1,431.90
Total Other Uses of Funds				\$1,431.90
Total 5300 Transfers Out to Component Units/Primary Governments				\$1,431.90

LEA : 105253903 General McLane SD

Printed 12/8/2023 11:35:02 AM

General Fund (10)

	<u>Elementary</u>	<u>Secondary</u>	<u>Federal</u>	<u>Total</u>
5310 Transfers OUT To Component Units				
900 <u>Other Uses of Funds</u>				
940 Transfers To Component Units				1,431.90
Total Other Uses of Funds				\$1,431.90
Total 5310 Transfers OUT To Component Units				\$1,431.90

LEA : 105253903 General McLane SD

Printed 12/8/2023 11:34:54 AM

Other Capital Projects Fund (39)

2000 Support Services

Total

700 Property

766 Capitalized Technology Equipment – Replacement

13,069.27

Total Property

\$13,069.27

Total 2000 Support Services

\$13,069.27

LEA : 105253903 General McLane SD

Printed 12/8/2023 11:34:54 AM

Other Capital Projects Fund (39)

2200 Support Services – Instructional Staff

700 Property

766 Capitalized Technology Equipment – Replacement

Total Property

Total 2200 Support Services – Instructional Staff

	<u>Elementary</u>	<u>Secondary</u>	<u>Federal</u>	<u>Total</u>
766 Capitalized Technology Equipment – Replacement	13,069.27			13,069.27
Total Property	\$13,069.27			\$13,069.27
Total 2200 Support Services – Instructional Staff	\$13,069.27			\$13,069.27

LEA : 105253903 General McLane SD

Printed 12/8/2023 11:34:54 AM

Other Capital Projects Fund (39)

2220 Technology Support Services

700 Property

766 Capitalized Technology Equipment – Replacement

	<u>Elementary</u>	<u>Secondary</u>	<u>Federal</u>	<u>Total</u>
	13,069.27			13,069.27
Total Property	\$13,069.27			\$13,069.27
Total 2220 Technology Support Services	\$13,069.27			\$13,069.27

LEA : 105253903 General McLane SD

Printed 12/8/2023 11:35:00 AM

Other Capital Projects Fund (39)

4000 Facilities Acquisition, Construction and Improvement Services

Total

700 Property

762 Capitalized Equipment - Replacement

670,285.70

Total Property

\$670,285.70

Total 4000 Facilities Acquisition, Construction and Improvement Services

\$670,285.70

LEA : 105253903 General McLane SD

Printed 12/8/2023 11:35:00 AM

Other Capital Projects Fund (39)

4600 Existing Building Improvement Services

Elementary

Secondary

Federal

Total

700 Property

762 Capitalized Equipment - Replacement

670,285.70

Total Property

\$670,285.70

Total 4600 Existing Building Improvement Services

\$670,285.70

	<u>General Fund(10)</u>	<u>Student Sponsored Activity Fund(21)</u>	<u>Public Purpose Trust(27)</u>	<u>Other Compt Approved (28)</u>	<u>Athletic / Activity(29)</u>
1000 Instruction					
1100 Regular Programs - Elementary / Secondary	14,597,517.94				
1200 Special Programs - Elementary / Secondary	5,238,303.75				
1300 Vocational Education	2,134,948.85				
1400 Other Instructional Programs - Elementary / Secondary	1,112,540.03				
1500 Nonpublic School Programs	3,663.00				
Total Instruction	\$23,086,973.57				
2000 Support Services					
2100 Support Services - Students	1,372,944.19				
2200 Support Services - Instructional Staff	1,870,513.66				
2300 Support Services - Administration	2,623,013.20				
2400 Support Services - Pupil Health	503,648.51				
2500 Support Services - Business	464,379.88				
2600 Operation and Maintenance of Plant Services	3,415,331.72				
2700 Student Transportation Services	1,860,594.39				
2800 Support Services - Central	96,913.67				
2900 Other Support Services	52,378.27				
Total Support Services	\$12,259,717.49				
3000 Operation of Non-Instructional Services					
3200 Student Activities	1,145,783.12				
Total Operation of Non-Instructional Services	\$1,145,783.12				
4000 Facilities Acquisition, Construction and Improvement Services					
4600 Existing Building Improvement Services	3,423,865.57				
Total Facilities Acquisition, Construction and Improvement Services	\$3,423,865.57				
5000 Other Expenditures and Financing Uses					
5100 Debt Service / Other Expenditures and Financing Uses	4,197.00				
5200 Interfund Transfers - Out	260,174.89				
5300 Transfers Out to Component Units/Primary Governments	1,431.90				
Total Other Expenditures and Financing Uses	\$265,803.79				
TOTAL ACTUAL EXPENDITURES & OTHER FINANCING USES	\$40,182,143.54				

	<u>Capital Reserve (690. 1850)(31)</u>	<u>Capital Reserve (1431)(32)</u>	<u>Other Capital Projects Fund(39)</u>	<u>Debt Service(40)</u>	<u>Permanent(90)</u>
1000 Instruction					
1100 Regular Programs - Elementary / Secondary					
1200 Special Programs - Elementary / Secondary					
1300 Vocational Education					
1400 Other Instructional Programs - Elementary / Secondary					
1500 Nonpublic School Programs					
Total Instruction					
2000 Support Services					
2100 Support Services - Students					
2200 Support Services - Instructional Staff			13,069.27		
2300 Support Services - Administration					
2400 Support Services - Pupil Health					
2500 Support Services - Business					
2600 Operation and Maintenance of Plant Services					
2700 Student Transportation Services					
2800 Support Services - Central					
2900 Other Support Services					
Total Support Services			\$13,069.27		
3000 Operation of Non-Instructional Services					
3200 Student Activities					
Total Operation of Non-Instructional Services					
4000 Facilities Acquisition, Construction and Improvement Services					
4600 Existing Building Improvement Services			670,285.70		
Total Facilities Acquisition, Construction and Improvement Services			\$670,285.70		
5000 Other Expenditures and Financing Uses					
5100 Debt Service / Other Expenditures and Financing Uses					
5200 Interfund Transfers - Out					
5300 Transfers Out to Component Units/Primary Governments					
Total Other Expenditures and Financing Uses					
TOTAL ACTUAL EXPENDITURES & OTHER FINANCING USES			\$683,354.97		

Total

1000 <u>Instruction</u>	
1100 Regular Programs - Elementary / Secondary	14,597,517.94
1200 Special Programs - Elementary / Secondary	5,238,303.75
1300 Vocational Education	2,134,948.85
1400 Other Instructional Programs - Elementary / Secondary	1,112,540.03
1500 Nonpublic School Programs	3,663.00
Total Instruction	\$23,086,973.57
2000 <u>Support Services</u>	
2100 Support Services - Students	1,372,944.19
2200 Support Services - Instructional Staff	1,883,582.93
2300 Support Services - Administration	2,623,013.20
2400 Support Services - Pupil Health	503,648.51
2500 Support Services - Business	464,379.88
2600 Operation and Maintenance of Plant Services	3,415,331.72
2700 Student Transportation Services	1,860,594.39
2800 Support Services - Central	96,913.67
2900 Other Support Services	52,378.27
Total Support Services	\$12,272,786.76
3000 <u>Operation of Non-Instructional Services</u>	
3200 Student Activities	1,145,783.12
Total Operation of Non-Instructional Services	\$1,145,783.12
4000 <u>Facilities Acquisition, Construction and Improvement Services</u>	
4600 Existing Building Improvement Services	4,094,151.27
Total Facilities Acquisition, Construction and Improvement Services	\$4,094,151.27
5000 <u>Other Expenditures and Financing Uses</u>	
5100 Debt Service / Other Expenditures and Financing Uses	4,197.00
5200 Interfund Transfers - Out	260,174.89
5300 Transfers Out to Component Units/Primary Governments	1,431.90
Total Other Expenditures and Financing Uses	\$265,803.79
TOTAL ACTUAL EXPENDITURES & OTHER FINANCING USES	\$40,865,498.51

LEA : 105253903 General McLane SD

Printed 12/8/2023 11:35:16 AM

PSERS Salary Data (Salary Data should relate to the General Fund only)

Amount Description	Amount
Total Salary Base for salaries subject to PSERS withholding	16,097,607.00
Total Federally Funded salaries subject to PSERS withholding	285,673.11
	<hr/>

Title I Expenditure Data

Amount Description	Amount
Expenditures Funded with Current Title I Funds	256,903.00
Expenditures Funded with Carry over Title I Funds	
Total Title I Expenditure Data	<hr/> \$256,903.00 <hr/>

Title IV Revenue Data

Amount Description	Amount
Revenue from Title IV-A-1: Student Support and Academic Enrichment Grants	52,856.65
Revenue from Title IV-B: 21st Century Community Learning Centers	
	<hr/>

Title V Revenue Data

Amount Description	Amount
Revenue from Title V-B-2: Rural and Low-Income School Programs	
Revenue from Title V-B-1: Small Rural School Achievement (Directly from the Federal Govt)	
	<hr/>

1.	<u>Current Special Education Expenditures within Function 1000</u> See list of exclusions in the note below.	4,159,954.26
2.	<u>Current Special Education Expenditures within Function 2000</u> See list of exclusions in the note below.	1,368,655.66
2A.	<u>Current Special Education Expenditures within Sub-Function 2100</u> This data should also be included in line 2 above. See list of exclusions in the note below.	685,296.28
2B.	<u>Current Special Education Expenditures within Sub-Function 2200</u> This data should also be included in line 2 above. See list of exclusions in the note below.	236,285.50
2C.	<u>Current Special Education Expenditures within Sub-Function 2700</u> This data should also be included in line 2 above. See list of exclusions in the note below.	379,594.60
3.	<u>Current Special Education Expenditures within Sub-Function 3100</u> See list of exclusions in the note below.	233,167.67
4.	<u>Current Special Education Expenditures within Sub-Function 3200</u> See list of exclusions in the note below.	

Note: The Current Special Education Expenditure amounts for each line should be calculated as follows:

- * Include the total expenditures for special education costs from all governmental funds and the food service fund 51 for the function/sub-function requested
- * Exclude data from sub-functions: 1243,1450,1500,1600,1807,2280,2450,2750,2990
- * Exclude data from objects: 322,511,512,516,561,562,564,566,592,593,594,595,596,597,700,830,899

Benefits for Staff Relative to Collective Bargaining Agreements

	OBJECT	COVERED	NOT COVERED	TOTAL
10 General Fund				
	211 Medical Insurance			
	212 Dental Insurance			
	215 Eye Care Insurance			
	216 Prescription Insurance			
	271 Self-Insurance Medical Benefits	3,138,067.09	1,202,507.79	4,340,574.88
	272 Self-Insurance Dental Benefits	94,283.34	30,279.67	124,563.01
	275 Self-Insurance Eye Care Benefits	16,161.79	5,112.94	21,274.73
	276 Self-Insurance Prescription Benefits			
	FUND TOTAL	\$3,248,512.22	\$1,237,900.40	\$4,486,412.62
50 Enterprise Fund				
	211 Medical Insurance			
	212 Dental Insurance			
	215 Eye Care Insurance			
	216 Prescription Insurance			
	271 Self-Insurance Medical Benefits		51,884.84	51,884.84
	272 Self-Insurance Dental Benefits		118.49	118.49
	275 Self-Insurance Eye Care Benefits		21.41	21.41
	276 Self-Insurance Prescription Benefits			
	FUND TOTAL		\$52,024.74	\$52,024.74
60 Internal Service Fund	No Self Insurance data to report			
	211 Medical Insurance			
	212 Dental Insurance			
	215 Eye Care Insurance			
	216 Prescription Insurance			
	271 Self-Insurance Medical Benefits			
	272 Self-Insurance Dental Benefits			
	275 Self-Insurance Eye Care Benefits			
	276 Self-Insurance Prescription Benefits			
	FUND TOTAL			
Total of All Funds		\$3,248,512.22	\$1,289,925.14	\$4,538,437.36

LEA : 105253903 General McLane SD

Printed 12/8/2023 11:35:21 AM

Function	Special Education (Prior Year)	Nonspecial Education (Prior Year)	Total (Prior Year)	Special Education (Current Year)	Nonspecial Education (Current Year)	Total (Current Year)
2120 Guidance Services	133,889.53	573,330.47	707,220.00	151,352.28	590,505.40	741,857.68
2140 Psychological Services	285,315.72		285,315.72	292,649.61		292,649.61
2150 Speech Pathology and Audiology Services						
2160 Social Work Services	226,104.00		226,104.00	241,294.00		241,294.00
2260 Instruction and Curriculum Development Services	185,149.50	169,837.50	354,987.00	236,285.50	221,453.50	457,739.00
2350 Legal and Accounting Services	41,857.01	97,666.70	139,523.71	37,967.70	88,591.30	126,559.00
2420 Medical Services	1,062.07	4,547.93	5,610.00	23.87	93.13	117.00
2440 Nursing Services	124,920.60	291,481.40	416,402.00	131,772.90	306,642.19	438,415.09
2700 Student Transportation Services	330,256.67	1,414,197.33	1,744,454.00	379,594.00	1,481,000.39	1,860,594.39
Total	\$1,328,555.10	\$2,551,061.33	\$3,879,616.43	\$1,470,939.86	\$2,688,285.91	\$4,159,225.77

LEA : 105253903 General McLane SD

Printed 12/8/2023 11:35:23 AM

(PRINCIPAL AMOUNTS ONLY)

GOVERNMENTAL FUNDS/ ACTIVITIES

	Short-Term Borrowing	General Obligation Bonds/Notes	Authority Building Obligations	Leases, Other Right to Use Arrangements	Extended Term Financing Agreements	Other Long Term Debt/Liabilities	OPEB, Comp Abs, Net Pension Liab	Total
1. Debt at Beginning of Fiscal Year							50,523,809.00	50,523,809.00
2. Additional Debt Incurred During Year		9,570,000.00					4,049,360.00	13,619,360.00
3. Retirements and Repayments							854,866.00	854,866.00
4. Debt at End of Fiscal Year		9,570,000.00					53,718,303.00	63,288,303.00
5. Accreted Interest at End Of Fiscal Year								
6. Total Debt and Accreted Interest		9,570,000.00					53,718,303.00	63,288,303.00
7. Current Portion P&I - Due within 1 year		5,000.00					47,140.00	52,140.00
8. Interest Paid during current fiscal year								

(PRINCIPAL AMOUNTS ONLY)

PROPRIETARY FUNDS

	Short-Term Borrowing	General Obligation Bonds/Notes	Authority Building Obligations	Leases, Other Right to Use Arrangements	Extended Term Financing Agreements	Other Long Term Debt/Liabilities	OPEB, Comp Abs, Net Pension Liab	Total
1. Debt at Beginning of Fiscal Year							997,118.00	997,118.00
2. Additional Debt Incurred During Year							82,640.00	82,640.00
3. Retirements and Repayments							15,534.00	15,534.00
4. Debt at End of Fiscal Year							1,064,224.00	1,064,224.00
5. Accreted Interest at End Of Fiscal Year								
6. Total Debt and Accreted Interest							1,064,224.00	1,064,224.00
7. Current Portion P&I - Due within 1 year								
8. Interest Paid during current fiscal year								

Total Principal and Interest Payments Made by Your School - All Funds

Function	Fund		Principal (910)	Principal (920)	Interest (830)	Total (Principal +Interest)	Misc Other Uses (990)
5110	10	General Fund					
5110	20	Special Revenue Funds					
5110	30	Capital Projects Funds					
5110	40	Debt Service Fund					
5110	90	Permanent Fund					
5120	10	General Fund					
5120	20	Special Revenue Funds					
5120	30	Capital Projects Funds					
5120	40	Debt Service Fund					
5140	10	General Fund					
5140	20	Special Revenue Funds					
5140	30	Capital Projects Funds					
5140	40	Debt Service Fund					
5140	90	Permanent Fund					

Total Debt Payments - Governmental Funds

Function	Fund		Principal (910)	Principal (920)	Interest (830)	Total (Principal +Interest)
5110	50	Enterprise Fund				
5110	60	Internal Service Fund				
5120	50	Enterprise Fund				
5120	60	Internal Service Fund				
5140	50	Enterprise Fund				
5140	60	Internal Service Fund				

Total Debt Payments - Proprietary Funds

Debt Details
Governmental Funds/ Activities

Debt Category	Debt Issue Date (MM/YYYY)	Principal Amounts Only			Debt at End of Fiscal Year	Current Portion Due Within One Year (Principal and Interest)	Interest Paid During Fiscal Year
		Debt at Beginning of Fiscal Year	Additions	Reductions / Repayments			
General Obligation Bonds/Notes – CIB	05/2023		9,570,000.00		9,570,000.00	5,000.00	
Other Post-Employment Benefits (OPEB)		4,197,244.00		761,170.00	3,436,074.00		
Compensated Absences		1,665,025.00		93,696.00	1,571,329.00	47,140.00	
Net Pension Liability		44,661,540.00	4,049,360.00		48,710,900.00		
Totals for Debt Entered:		\$50,523,809.00	\$13,619,360.00	\$854,866.00	\$63,288,303.00	\$52,140.00	

Bond Details
Proprietary Funds

Debt Category	Debt Issue Date (MM/YYYY)	Principal Amounts Only			Debt at End of Fiscal Year	Current Portion Due Within One Year (Principal and Interest)	Interest Paid During Fiscal Year
		Debt at Beginning of Fiscal Year	Additions	Reductions / Repayments			
Other Post-Employment Benefits (OPEB)		85,658.00		15,534.00	70,124.00		
Net Pension Liability		911,460.00	82,640.00		994,100.00		
Totals for Debt Entered:		\$997,118.00	\$82,640.00	\$15,534.00	\$1,064,224.00		

LEA : 105253903 General McLane SD

Printed 12/8/2023 11:35:24 AM

General Fund (10)

Section 1: Tuition/Purchased Services as Reported within Expenditure Detail

	Amount
Tuition Reported in General Fund Expenditures 1000-560	2,638,340.68
Purchased Services in General Fund Expenditures 1000-594 and 1000-597	
Section 1 Total	\$2,638,340.68

Section 2: Tuition Paid to Institution Types During Fiscal Year

	Tuition Paid For Nonspecial Education	Tuition Paid For Special Education	Total
1 1306 Institutions			
2 Institutionalized Children's Programs			
3 Juveniles Incarcerated in Adult Facilities			
4 Residential Treatment Facilities			
5 Other Local Education Agencies	50,660.00	40,925.29	91,585.29
6 Brick and Mortar Charter Schools	12,841.91		12,841.91
7 Cyber Charter Schools	532,181.26	609,682.59	1,141,863.85
8 Career and Technology Centers	1,217,664.26		1,217,664.26
9 Approved Private Schools		56,043.01	56,043.01
10 PA Chartered Schools for the Deaf and Blind			
11 Private Residential Rehabilitative Institutions			
12 Juvenile Detention Centers			
13 Special Program Jointures			
14 Other Tuition Not Included Elsewhere In This Section	90,109.61	28,232.75	118,342.36
Section 2 Total	\$1,903,457.04	\$734,883.64	\$2,638,340.68

1 .	<u>Student Transportation Services for Educational Field Trips</u>	23,252.01
2 .	<u>Student Transportation Services for Student Activities</u>	27,848.72
3 .	<u>Rental of Vehicles for Student Transportation Services</u>	
4 .	<u>Capital Reserve Funds</u>	

Include only district-owned transportation expenditures paid from State or local money.
 DO NOT include federal expenditures or payments to contract service providers.
 Contracted transportation services should not be recorded on this schedule.

LEA : 105253903 General McLane SD

Printed 12/8/2023 11:35:29 AM

Food Service / Cafeteria Operations Fund (51)

3000 Operation of Non-Instructional Services	<u>Total</u>
100 Personnel Services – Salaries	
100 Personnel Services – Salaries	411,978.16
Total Personnel Services – Salaries	\$411,978.16
200 Personnel Services – Employee Benefits	
210 Group Insurance – Contracted Provider	553.66
220 Social Security Contributions	31,197.29
230 PSERS Retirement Contributions	92,607.93
250 Unemployment Compensation	1,905.50
260 Workers’ Compensation	3,707.66
270 Group Insurance – Self-Insurance	52,024.74
Total Personnel Services – Employee Benefits	\$181,996.78
300 Purchased Professional and Technical Services	
390 Other Purchased Professional and Technical Services	5,155.00
Total Purchased Professional and Technical Services	\$5,155.00
400 Purchased Property Services	
430 Repairs and Maintenance Services	6,650.61
Total Purchased Property Services	\$6,650.61
500 Other Purchased Services	
580 Travel	1,099.42
Total Other Purchased Services	\$1,099.42
600 Supplies	
610 General Supplies	29,844.33
630 Food	499,587.67
Total Supplies	\$529,432.00
700 Property	
740 Depreciation	13,712.00
Total Property	\$13,712.00
800 Other Objects	
810 Dues and Fees	444.00
Total Other Objects	\$444.00
Total 3000 Operation of Non-Instructional Services	\$1,150,467.97

Food Service / Cafeteria Operations Fund (51)

	<u>Elementary</u>	<u>Secondary</u>	<u>Federal</u>	<u>Total</u>
3100 Food Services				
100 Personnel Services – Salaries				
100 Personnel Services – Salaries				411,978.16
Total Personnel Services – Salaries				\$411,978.16
200 Personnel Services – Employee Benefits				
210 Group Insurance – Contracted Provider				553.66
220 Social Security Contributions				31,197.29
230 PSERS Retirement Contributions				92,607.93
250 Unemployment Compensation				1,905.50
260 Workers' Compensation				3,707.66
270 Group Insurance – Self-Insurance				52,024.74
Total Personnel Services – Employee Benefits				\$181,996.78
300 Purchased Professional and Technical Services				
390 Other Purchased Professional and Technical Services				5,155.00
Total Purchased Professional and Technical Services				\$5,155.00
400 Purchased Property Services				
430 Repairs and Maintenance Services				6,650.61
Total Purchased Property Services				\$6,650.61
500 Other Purchased Services				
580 Travel				1,099.42
Total Other Purchased Services				\$1,099.42
600 Supplies				
610 General Supplies				29,844.33
630 Food				499,587.67
Total Supplies				\$529,432.00
700 Property				
740 Depreciation				13,712.00
Total Property				\$13,712.00
800 Other Objects				
810 Dues and Fees				444.00
Total Other Objects				\$444.00
Total 3100 Food Services				\$1,150,467.97

	<u>Food Service(51)</u>	<u>Child Care Operations(52)</u>	<u>Other Enterprise(58)</u>	<u>Internal Service(60)</u>	<u>Total</u>
3000 <u>Operation of Non-Instructional Services</u>					
3100 Food Services	1,150,467.97				1,150,467.97
Total Operation of Non-Instructional Services	\$1,150,467.97				\$1,150,467.97
TOTAL ACTUAL EXPENDITURES & OTHER FINANCING USES	\$1,150,467.97				\$1,150,467.97

LEA : 105253903 General McLane SD

Printed 12/8/2023 11:35:38 AM

Fund	School	School Number	Local Personnel	Local Nonpersonnel	State Personnel	State Nonpersonnel	Federal Personnel	Federal Nonpersonnel	Total	Explanation
10	Edinboro El Sch	2038	5,353,624.00	822,502.00	179,499.00		200,255.00	69,509.00	6,625,389.00	
	General McLane HS	2040	8,663,826.00	2,976,924.00		75,322.00	32,724.00	76,189.00	11,824,985.00	
	James W Parker MS	5225	8,217,208.00	1,745,803.00		4,794.00	32,109.00	57,832.00	10,057,746.00	
	McKean El Sch	2039	4,360,433.00	687,572.00	179,499.00		190,458.00	51,927.00	5,469,889.00	
Total			26,595,091.00	6,232,801.00	358,998.00	80,116.00	455,546.00	255,457.00	33,978,009.00	